

**MEDGUARD**<sup>®</sup>

Professional Healthcare Supplies

# *Ramblegard*<sup>®</sup>

*stay a step ahead*

FALL PREVENTION &  
PATIENT MONITORING SOLUTIONS



OUR MISSION STATEMENT

*“To assist carers stay a step ahead  
in monitoring patients, with a primary  
focus on prevention of falls.”*

**Did you know?**

*In adults aged 75 years and over, falls are the leading cause of injury related deaths. Falls account for 40% of admissions to nursing homes. Most falls occur while people are moving, getting in or out of bed or a chair, getting on or off a toilet seat, walking, or going up or down stairs.*

# CONTENTS

Company Profile ..... **2**

Choosing the Right Solution ..... **3**

Hospital & Acute Care..... **5**

Nursing & Care Home ..... **17**

Care in the Community..... **27**

Bedgard Positioning ..... **32**

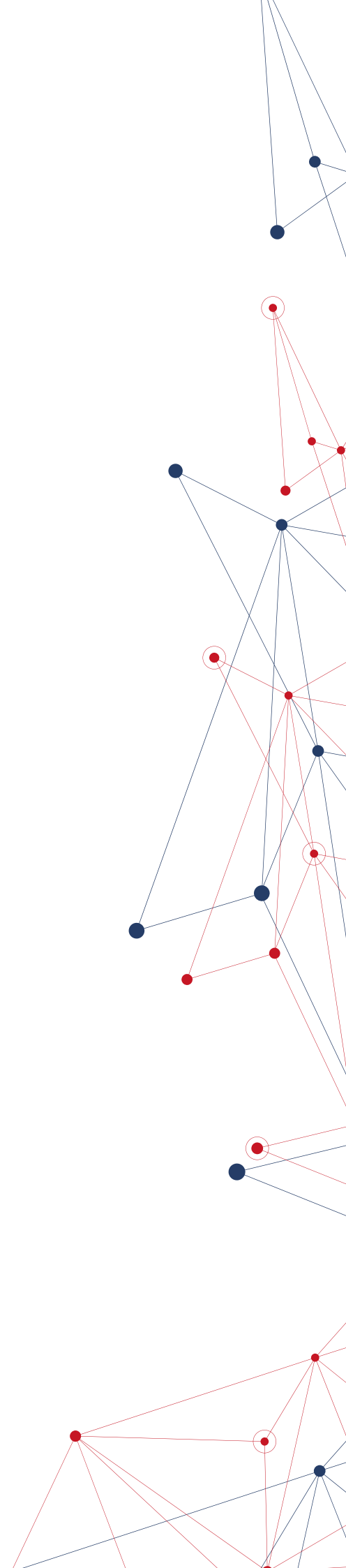
Test Before Use Method ..... **33**

Cleaning Instructions ..... **34**

Product Directory ..... **35**

Maintenance & Leasing ..... **44**

Warranty ..... **46**



# COMPANY PROFILE

Founded in 1996, Ramblegard prides itself not only on the quality and reliability of its products but also on the level of support offered, from initial introduction and demonstration, to training and maintenance.

## How has Ramblegard improved patient safety and care across the health sector?

**We have developed a range of solutions that provide an instant alert when the patient attempts to mobilise. This enables the carer to react and assist immediately, which in turn, dramatically reduces the risk of fall related injuries.** Ramblegard products can be fully integrated with an existing nurse-call system or can operate as a standalone system. We aim to offer a solution for any environment or patient requirement.

## Who are Ramblegard?

Ramblegard, a division of S&E CareTrade, are specialists in Fall Prevention Equipment for the Care Industry. We work with NHS Trusts and Care Home Groups throughout the UK & Ireland and via a network of distributors throughout UK, Europe & Australia to provide solutions for vulnerable and at-risk patients and their carers.

Our Product Specialists work closely with clients to ensure we provide the best possible solution for their particular needs. Full system training is provided during the installation process and following that, our dedicated aftersales team are on hand to provide ongoing training and support when required. We also carry out annual audits and offer maintenance contracts to ensure your system continues to function effectively and efficiently at all times.

## What has been Ramblegard's greatest achievement to date?

We have had many standout achievements over the years with one of the greatest being accepted and registered onto the NHS Framework Agreement. This approval has given us nationwide NHS acceptance for the product and allowed us to actively engage with many NHS Trusts, the majority of which are now benefiting from Ramblegard systems.

## How many organisations currently utilise the systems/solution across the UK?

We currently supply more than 50 Health Service and NHS Trusts throughout the UK. We are also the preferred supplier for all Care Homes within the Four Seasons Health Care Group. Our systems are in use in other large Care Home Groups (such as Runwood Homes, Care UK and MHA) as well as independent facilities across the country.

**Please contact us at [sales@ramblegard.com](mailto:sales@ramblegard.com) to arrange a site visit by a Ramblegard representative who will be glad to discuss your particular challenges and present innovative ideas on how best to address them.**

**The following pages will illustrate the key points and features of the systems and products available, but please do not hesitate to contact us if you need help to establish the most appropriate solution in your situation.**

**Thank you**



### FACT

*Fall prevention is an essential part of maintaining health & well being in the elderly.*

# CHOOSING THE RIGHT SOLUTION

To help you choose the correct equipment, we have selected the most popular products appropriate for, but not limited to the 3 care settings mentioned below...



**HOSPITAL &  
ACUTE CARE**



**NURSING &  
CARE HOME**



**CARE IN THE  
COMMUNITY**

You will see the following icons throughout the brochure to illustrate relevant product features.



**CORDLESS SYSTEM**



**VISUAL DISPLAY**



**SILENT-AT-THE BEDSIDE ALARM**



**EASY RE-ASSIGN SETS**



**REMOTE MONITORING FOR  
MULTIPLE PATIENTS**



**FULLY INTEGRATED - NURSE-CALL,  
FALLS & ACTIVITY MONITORING**



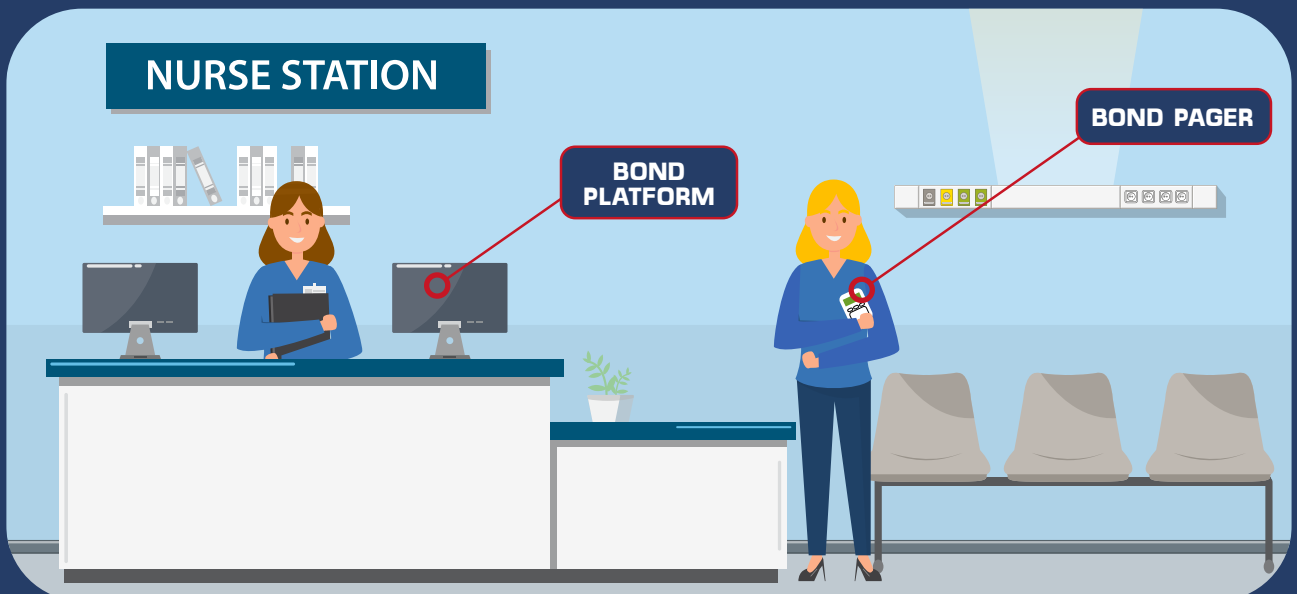
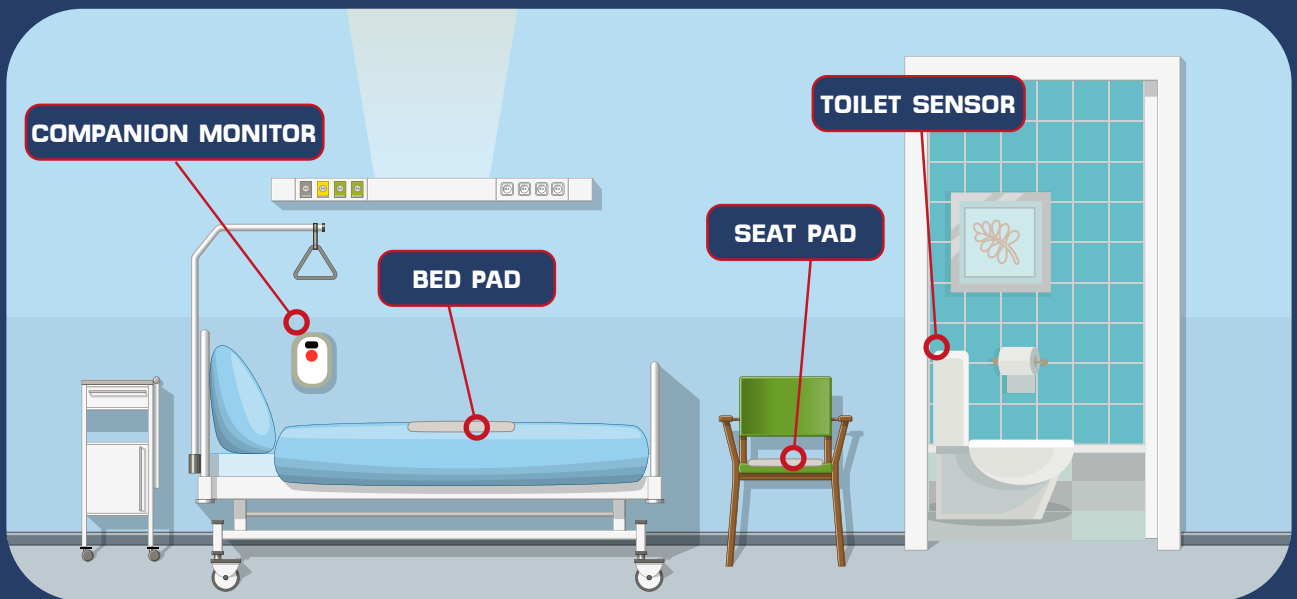
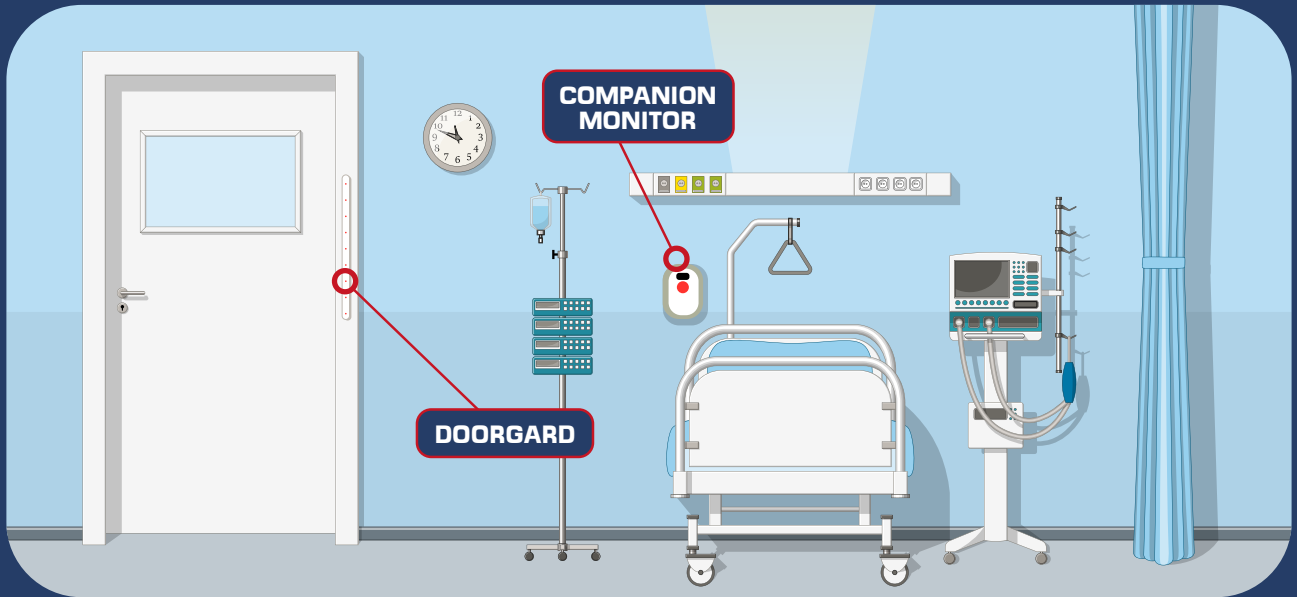
**REAL-TIME DATA-LOGGING &  
ANALYTICS**



**REMOTE SUPPORT**

# TAILORED SOLUTIONS

We can help you choose the right product configuration.





# HOSPITAL & ACUTE CARE

## **Recommended Products for Hospital & Acute Care**

In this section, we have included a range of the Ramblegard products that have proven most popular in the ward setting.



# CHOOSING THE RIGHT SOLUTION

We understand that choosing the best solution can seem a little overwhelming, so let's break it down.

1

## Choose Sensor Type



BED



FLOOR



SEAT



MOTION

2

## Choose Connectivity

Cordless technology has made huge strides in the past decade to the point where the advantages far outweigh any perceived drawbacks when comparing with conventional wired alternatives. However, in certain circumstances, wired options are more cost effective, and as such Ramblegard offer both options.



CORDLESS



WIRED



3

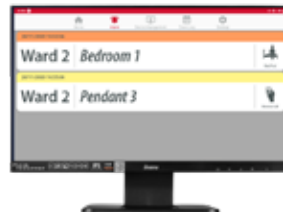
## Choose monitoring options



**COMPANION  
MONITOR**



**JILL  
PAGER**



**BOND  
LITE**



**BOND**



# STANDALONE OPTIONS

Choosing a standalone option means your Ramblegard fall prevention equipment will function independent of any nurse-call system currently in operation. The standalone option offers much greater flexibility. Both wired and cordless options are available and there is a wide variety of product configurations to choose from, ensuring our products function best in your care facility.

## STAFF



## PATIENT



## COMPATIBLE KITS



1 NURSE-TO-1 PATIENT



1 NURSE-TO-MANY PATIENTS



MANY NURSES-TO-MANY PATIENTS

STANDALONE

# Companion MONITOR

## STANDALONE OPTION 1 WIRED COMPANION MONITOR



### SEAT PAD SET R03-0001

The seat pad is designed for use on top of or under a cushion on a chair and will trigger an alert when pressure is released from the pad. Includes 1-year guarantee.



### NON-SLIP FLOOR MAT SET R01-0202

Non-slip black rubberised floor mat designed to be placed at the bedside, in a doorway, near stairs or on any thoroughfare. Delivers lasting performance in high traffic areas. Includes 1-year guarantee.



### STANDARD FLOOR MAT SET R01-0001

The floor mat is designed for use on the floor, at the side of a bed or by a doorway to alert when pressure is applied to the mat. Includes 1-year guarantee.



### OVER-MATRESS BED PAD SET R02-0001

The bed pad is designed for use on top of a mattress, under the sheet and will trigger an alert when pressure is released from the pad. Includes 1-year guarantee.




STANDALONE



### WIRED COMPANION MONITOR

Features an alarm and auto-reset function, as well as a PAUSE mode to avoid false alarms.

- 3 adjustable tones
- Volume control
- 2 delay settings
- Battery operated (AA x3 = 6mths life).
- Low battery alert
- Robust protective cover
- Caregiver Key - tamper-proof reset



Features an alarm and auto-reset function, as well as a PAUSE mode to avoid false alarms.

**Key Features:**

- 3 adjustable tones
- Volume control
- 2 delay settings
- Battery operated (AA x3 = 6mths life)
- Low battery alert
- Robust protective cover
- Cordless- Works with up to 9 devices on one monitor

### OVER-MATTRESS SET

**R09-0003**

This bed sensor pad works with the Ramblegard Companion monitor, and will alarm when the patient releases pressure by sitting up or exiting the bed. Includes 1-year guarantee.



### SEAT PAD SET

**R09-0005**

This seat sensor pad works with Ramblegard Cordless monitors, and will trigger an alarm when someone releases pressure by exiting the chair. Includes 1-year guarantee.



### NON-SLIP FLOOR MAT SET

**R09-00011**

This floormat will trigger an alarm at the patient's bedside when the patient steps onto the mat. The mat itself is durable and long-lasting with a non-slip yoga pattern and 1-year guarantee.



### UNDER-MATTRESS PAD

**R09-0003U**

This pad is completely cordless and is designed for positioning beneath the patient's mattress, alarming when the patient exits the bed. Includes 1-year guarantee.

### COMBI-PAD PATIENT SET


Over-mattress pad & seat pad **R09-0007**  
Under-mattress pad & seat pad **R09-0007U**



### COMPATIBLE DEVICE

**R14-0020**

Companion monitor can wirelessly send an alert to a Jill Pager.



# STANDALONE OPTION 3

CORDLESS JILL PAGER

The pager unit enables carers to respond more effectively to alarms.

### Key Features

- Cord free connection
- Works with up to 9 accessories at a time, including alarm mats & call buttons
- 7 digit-LCD display makes it easier to locate alarms
- Adjustable volume
- Vibrate & tone or vibrate only

STANDALONE


### OVER-MATRESS PAD SET R14-0002

This bed sensor pad works with the Ramblegard Companion monitor, and will alarm when the patient releases pressure by sitting up or exiting the bed. Includes 1-year guarantee.



### SEAT PAD SET R14-0003

This seat sensor pad works with Ramblegard Cordless monitors, and will trigger an alarm when someone releases pressure by exiting the chair. Includes 1-year guarantee.




### NON-SLIP FLOOR MAT SET R14-0001

This floor mat will trigger an alarm at the patient's bedside when the patient steps onto the mat. The mat itself is durable and long-lasting with a non-slip yoga pattern and 1-year guarantee.



### UNDER-MATRESS PAD SET R14-0002U

This pad is completely cordless and is designed for positioning beneath the patient's mattress, alarming when the patient exits the bed. Includes 1-year guarantee.



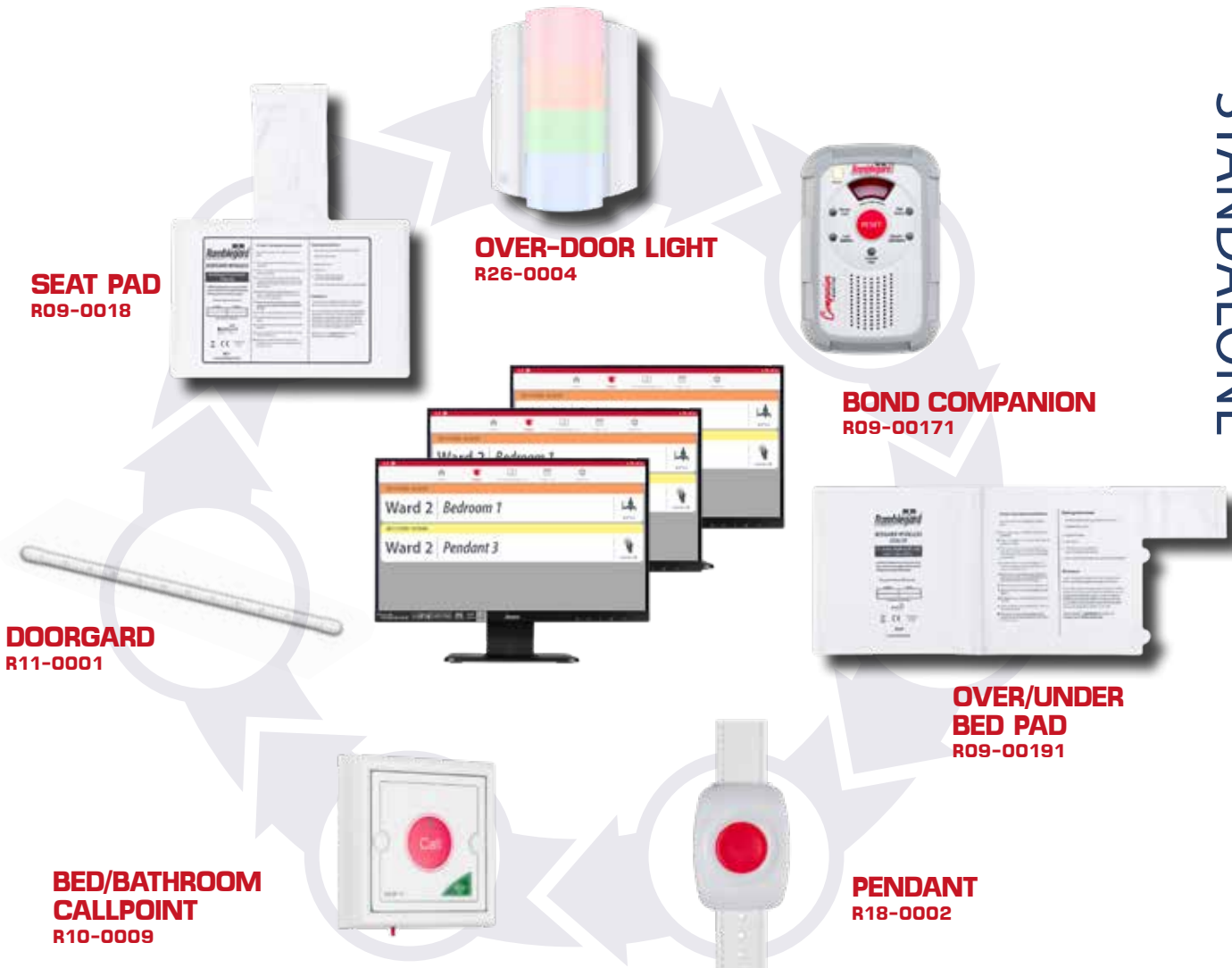
## STANDALONE OPTION 4

CORDLESS DISPLAY PANEL

The Bond Lite is a Cordless Nurse-Call and Falls Management System that can be quickly deployed in any healthcare environment. The easy-to-use touch screen interface and intuitive design make it simple to operate. Utilising the latest LoRa wireless connectivity, enables Bond Lite to interact with a wide range of sensor devices that can cover an extensive physical area.

### Key Features

- Plug and Play – Easy deployment
- User Friendly – Intuitive touchscreen display
- Extensive Coverage – Open air range up to 1 mile
- Scalable and Flexible – Modular; configure to your needs
- Audible and visual alert in accordance with UL2560 Nurse Call standards
- Event Log for data analysis
- Message alerts to pager or smartphone
- Calls ordered and coloured according to priority
- Boost and display alerts on multiple screens simultaneously



STANDALONE


**INTRIGUED? CALL US TO DISCUSS THE BEST CONFIGURATION OPTIONS FOR YOUR NEEDS.**

**COMPATIBLE DEVICE R10-0019**  
Bond pager will receive alerts from touchscreen display

# Bond

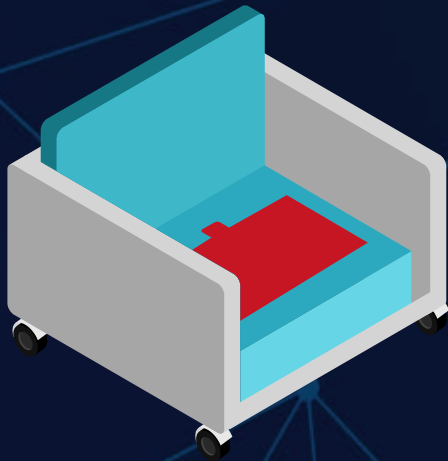
PLATFORM

## SMART SYSTEMS




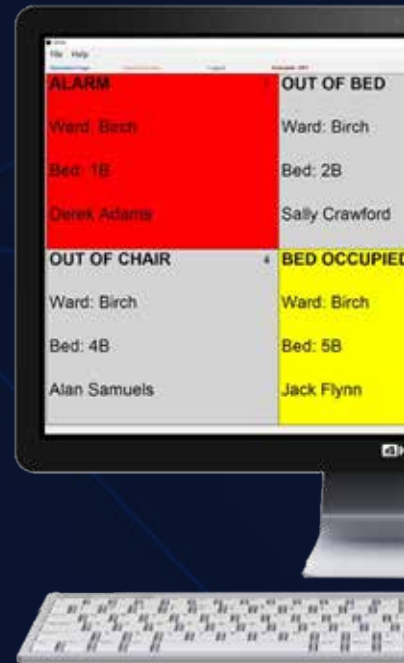
### BED AREAS

- Live status - in/out of bed
- Turn alerts
- Bed exit alert
- Discreet - Silent for patient
- Pause - Nurse in attendance
- Time in bed



### SEATING AREAS

- Live status - in/out of seat
- Turn alerts
- Bed exit alert
- Discreet - Silent for patient
- Pause - Nurse presence feature
- Time on seat



### ON THE MOVE


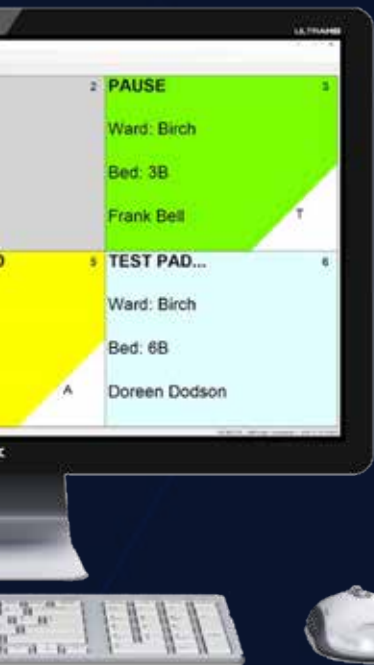

- Pendant with call and fall detect function
- Patient tag to identify user at risk
- Trigger alarm in event of a fall



# Fall Prevention & Activity Monitoring at its Best!

## MOBILE DEVICE

- Receive remotely
- Acknowledgment alerts



## LIVE DATA LOGGING

- User trends
- Number of alerts
- Time stamped alerts

## BATHROOM

- Detect Occupancy
- Increase Privacy/Dignity
- Alert when user attempts to get up
- Contact free



## STAFF PAGERS

- No need for WIFI

# Doorgard



**WIRELESS SYSTEM**



**SILENT ALARM**

**RG24 DOORGARD**



**USER WRISTBAND TRANSMITTER**



**WRISTBAND RESET BUTTON**



**CARER RESET KEY**



The Doorgard system assists carers in protecting those in their care by alerting them when those at risk approach a protected door or restricted area. Functions as a standalone unit or can be integrated with most nurse-call systems. Excellent provision for specialist hospital wards where there is a requirement to monitor multiple areas simultaneously.

*“Someone can't be with her every minute of the day... but she can't be near the stairs.”*



# PreSense

**Ensure safety whilst providing dignity for the patient**

PreSense is an intelligent infra-red occupancy sensor that is activated when a toilet is occupied, alarming only when the patient attempts to leave the toilet.

This device can also be used as an alternative to a chair or bed pad in a lounge, bedroom or ward setting.



## Key Features:

- Contact-free sensor for infection prevention.
- Active sensor – only alerts when the person attempts to leave the defined area, not every time they move on the seat.
- Wirelessly alerts to all monitors – Companion, Jill, Display Panel & Bond.
- Tamper-proof disable feature for cleaning.
- Adjustable detection field & alarm trigger.
- Ability to link in with an indicator light to display occupancy status of the toilet.
- Option of RFID Patient detection system to only activate sensor when person identified at risk comes within range.
- Magnetic back & self-adhesive metal mounting plate for easy placement.



# Fall Pendant

The Falls Pendant can be worn on a lanyard around the neck or on a wristband and will alert a carer in the event of a fall. The wearer can also push to call for assistance.



**The falls pendant works in connection with one or more of the following Ramblegard devices:**

- CarePort
- Companion Monitor
- Jill Pager
- Jack adapter
- Bond Lite
- Bond System

## **Features:**

- Active emergency button sends signal to a compatible device
- Includes lanyard with anti-ligature point
- Optional watch strap (not included)
- Accelerometer to trigger call in case of patient fall
- Reset signal can be triggered using magnetic switch
- Battery life in excess of 3 years with normal usage
- Changeable battery - uses CR2477
- Waterproof to IP67
- Option for RFID tag for access control

Commonly used in the community in conjunction with the CarePort. Alert family/friends on their smartphone and reduce social isolation.

***“When people get old and frail, it gives them a real sense of security to know you’re there when they need you.”***



# NURSING & CARE HOME

## **Recommended Products for Nursing & Care Homes**

In this section, we have included a range of the Ramblegard products that have proven most popular in the residential care setting.



# CHOOSING THE RIGHT SOLUTION

We understand that choosing the best solution can seem a little overwhelming, so let's break it down.

1

## Choose Sensor Type



BED



FLOOR



SEAT



MOTION

2


## Connectivity

Cordless technology has made huge strides in the past decade to the point where the advantages far outweigh any perceived drawbacks when comparing with conventional wired alternatives. However, in certain circumstances, wired options are more cost effective, and as such Ramborgard offer both options.

CORDLESS



WIRED



3

### What nurse-call system operates in your facility?

Nurse-call systems are widely used across the Healthcare industry. Ramblergard can offer fall prevention solutions that integrate with the most popular nurse-call systems on the market.



4

### Stand-alone monitoring options



**COMPANION  
MONITOR**



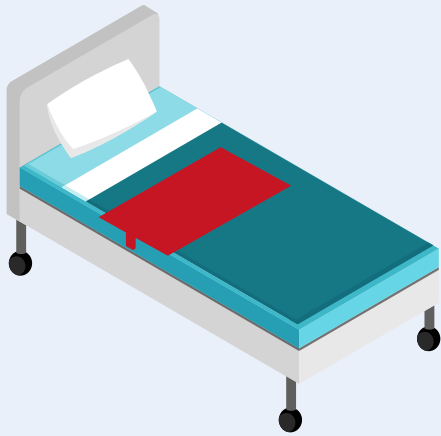
**JILL  
PAGER**



**BOND  
LITE**



**BOND**



# BED SENSOR PAD EQUIPMENT



## Bedgard

The over-mattress pad is placed directly on top of the mattress (beneath the covers) and will alert staff when the patient attempts to sit up or get out of bed. Alternatively, the under-mattress pad can be positioned underneath the mattress. This early warning can help to reduce the risk of the patient getting out of bed and falling.

### 1. CHOOSE SENSOR PAD?

**WIRED OVER MATTRESS PAD SET**  
R02-0002AB

**CORDLESS OVER MATTRESS PAD SET**  
R13-0002

**CORDLESS UNDER MATTRESS PAD SET**  
R13-0002U



### 2 CHOOSE WIRED OR CORDLESS CONNECTION?

**WIRED NURSE-CALL JACK**

**CORDLESS NURSE-CALL JACK**

**Jack Adapter**  
Dual adapter for connection of several accessories to your nurse-call system.

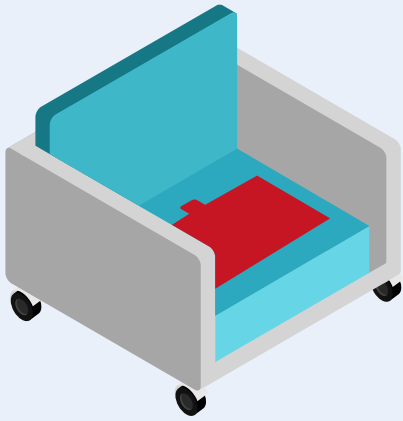


With the cordless Jack you can link up to 5 sensors completely cord-free. Battery operated (AAA x 3) Includes a tamper-proof feature.

“ DO YOU KNOW WHAT TYPE OF NURSE-CALL SYSTEM YOU CURRENTLY HAVE? REFER TO PAGE 30 FOR ASSISTANCE ”



You will automatically receive a Companion monitor with any wired Bed or Seat pad set as it requires this to function correctly.



# CHAIR SENSOR PAD EQUIPMENT



## Seatgard

The seat pad is designed to alert care staff when a patient attempts to leave their seat. Positioned underneath a chair cushion, the sensor pad will trigger an alarm when someone releases pressure by exiting the chair.

### 1. CHOOSE SENSOR PAD?

**WIRED SEAT PAD SET**  
R03-0002AB



**CORDLESS SEAT PAD SET**  
R13-0003



**PRESSURGARD CUSHION SET**  
R09-00061

(integrated cordless pressure care cushion)



### 2 CHOOSE WIRED OR CORDLESS CONNECTION?

**WIRED NURSE-CALL JACK**

**Jack Adapter**  
Dual adapter for connection of several accessories to your nurse-call system.



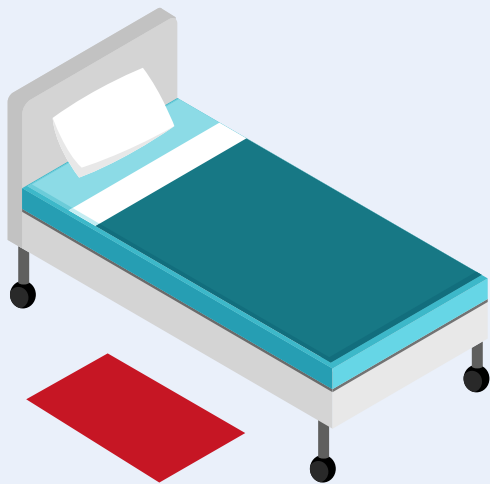
**CORDLESS NURSE-CALL JACK**



With the cordless Jack you can link up to 5 sensors completely cord-free. Battery operated (AAA x 3) Includes a tamper-proof feature.

“ DO YOU KNOW WHAT TYPE OF NURSE-CALL SYSTEM YOU CURRENTLY HAVE? REFER TO PAGE 30 FOR ASSISTANCE ”

**How does it work?** Patient Exit (as detected by a paired pad) will trigger an alarm on the call system to alert carers to the patient moving off a bed/seat. There will be no audible alarm at the bedside to cause the patient distress or cause disruption to other patients in the facility.



# FLOOR SENSOR PAD EQUIPMENT




## FLOORGARD

The floor sensor mat will trigger an alarm when someone applies pressure by stepping onto the mat. There are two types of sensor mats: Standard (a simple design with integrated dual adapter - only available in wired) and Deluxe (a non-slip, robust mat with Jack adapter). Common positions include beside the bed, at a doorway or on an approach to stairs etc.

### 1. CHOOSE SENSOR PAD?


**WIRED FLOOR MAT SET**  
R01-0203



**WIRED STANDARD FLOOR MAT SET**  
R01-0011



**CORDLESS NON-SLIP FLOOR MAT SET**  
R13-00011



### 2 CHOOSE WIRED OR CORDLESS CONNECTION?

#### WIRED NURSE-CALL JACK

**Jack Adapter**  
Dual adapter for connection of several accessories to your nurse-call system.



#### CORDLESS NURSE-CALL JACK

With the cordless Jack you can link up to 5 sensors completely cord-free. Battery operated (AAA x 3) Includes a tamper-proof feature.



“ OTHER CONNECTION OPTIONS - SEE PAGE 30 ”

**How does it work?** Patient Exit (as detected by a paired pad) will trigger an alarm on the call system to alert carers to the patient moving off a numbered bed. There will be no audible alarm at the bedside to cause the patient distress or cause disruption to other patients in the facility.



# MOTIONGARD EQUIPMENT

## MOTIONGARD

The Cordless Motiongard intelligently detects patient movement within a defined area. It is an excellent contact free solution (hence no infection control issues) within a defined area (cordless). When body movement is detected within its line of vision an alarm will be raised via a remote monitor or through an existing call system. Its narrow detection width and adjustable detection distance helps to avoid false alarms.



**MOTION SENSOR & CORDLESS NURSE-CALL JACK**

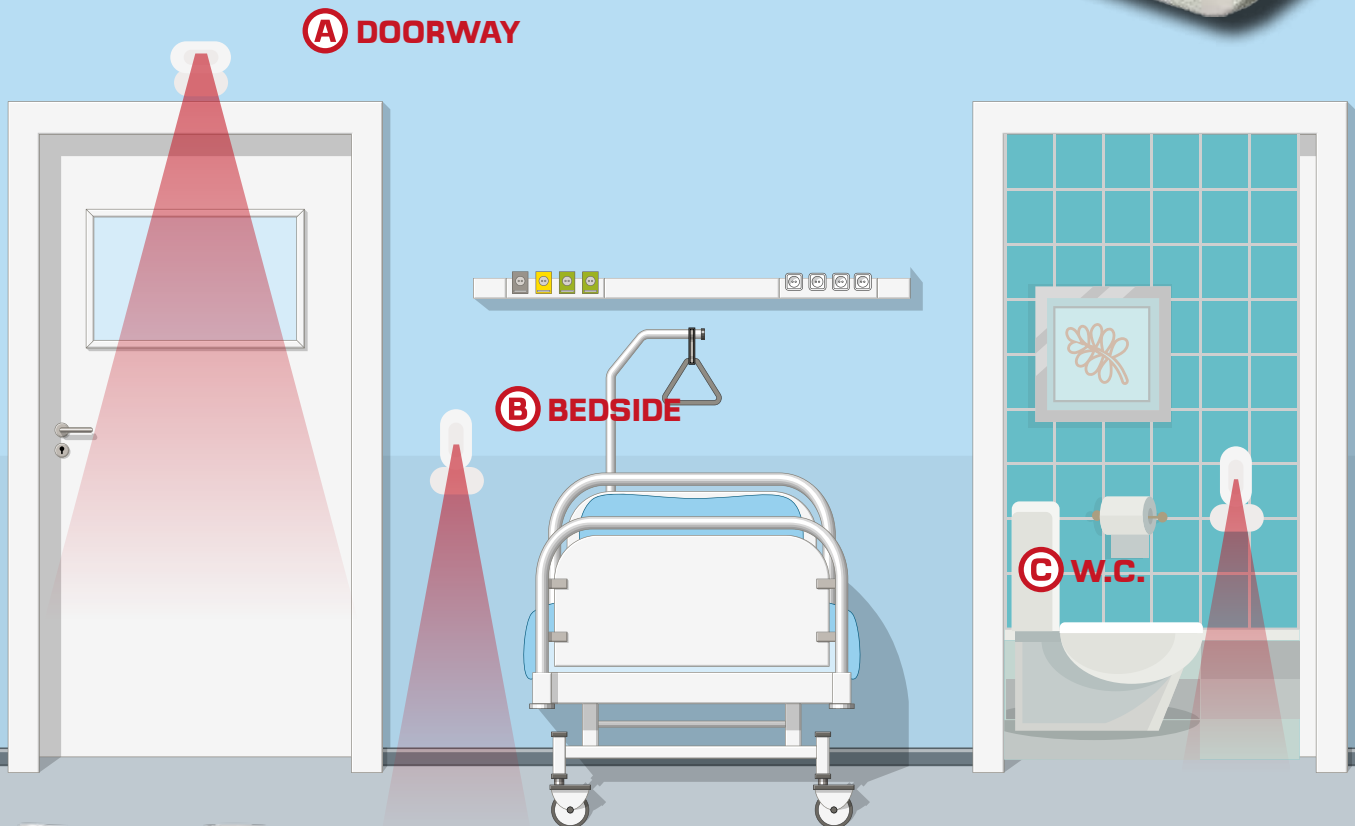
THE MOTIONGARD IS COMMONLY SITED AT THE BEDSIDE, OVER A DOORWAY OR BESIDE THE TOILET.

We recommend PreSense specifically for use in the bathroom.

- Active sensor – only alerts when the person attempts to leave the defined area, not every time they move on the seat.



NURSE-CALL



THIS MOTION SENSOR CAN BE USED FOR A VARIETY OF SCENARIOS



**COMPATIBLE DEVICE**  
R14-0020

Motiongard can wirelessly send an alert to a Jill Pager.

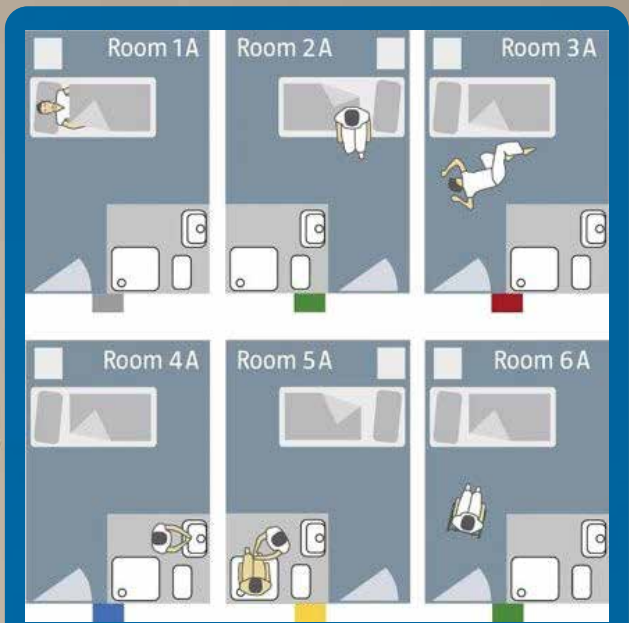
# SensFloor®

## Underfloor Fall Prevention Technology

**This sensitive flooring system is based on capacitive proximity measurement that works similar to the touch screen of your phone.**

A thin sensor underlay is installed beneath the finished flooring making this system the most discreet solution on the market. The sensor underlay automatically detects persons walking across the floor, logging data such as number of persons, direction, speed, coverage and location. Using advanced algorithms it can then identify different situations and trigger events or alarms accordingly. This technology can reliably detect a fall as well as trigger a home automation system (environmental controls) i.e. turn on a light or open door. The system can interface with most indoor call systems or operate standalone.





- Real-time falls alarm
- Activity alert for at-risk patients
- Invisibly integrated into the floor
- Generates movement profiles and sleep behaviour
- Provides gait analysis
- Can be used to optimise workflows



Each room function can be adapted to the resident's individual requirements. In some rooms, nursing staff can be notified when an at-risk resident leaves their bed. In other rooms, carers can be alerted if the patient or resident stays in the bathroom for an unusually long time. Using the ward terminal, carers can quickly get an overview of the patient activity in each room. This is especially helpful at night when fewer staff are working on the ward. At a glance, a nurse can see in which rooms a patient is active, sleeping, at the bathroom or not in their room. Spilled liquids can even be detected and the location reported to staff.

**FUTURE  
SHAPE**

## CONNECTION OPTIONS



6-pin Aidcall

Aidcall



BT Plug Aidcall

Aidcall



ADT 15-way  
D adapter Aidcall

ZETTLER



Stereo (Diode)  
Courtney Thorne

courtney thorne  
CASE TECHNOLOGY



6-Pin Medicare

medicare  
SYSTEMS



Stereo Quantec NC800

Quantec  
Addressable Call System



Stereo SAS (closed)

SAS  
SPECIALIST ALARM SERVICES



Din Plug 3,5, or 7 pin  
(please specify)

ACKERMANN



Mono Intercall/  
Eclipse/Chubb

Chubb



# CARE IN THE COMMUNITY

## **Recommended Products for Care in the Community**

In this section, we have included a range of the  
Ramblegard products that have  
proven most popular in the community setting.

# Care at Home with CarePort

Simply connect the CarePort into the elderly person's broadband router and position the sensors around the home. Now you can receive notifications and alerts to your phone based on any unusual activity/inactivity.

App enables monitoring 24/7 from wherever you have access to the internet.



Suitable for individual homes


Allow family members to monitor seniors safety at home

Alerts and calls are received and managed by smart phone via cloud

Alert types will be displayed on smart phone

Scan QR code at the back of the unit to get started

Simple plug and play. Easy set-up using mobile app.



# HIPGARD

Clinically Proven Hip Protection

## ENJOY THE COMFORT WITH CONFIDENCE

Available in sizes XS - XL

Variety of pack sizes available

One set of impact pads are supplied for multiple sets of shorts. Please specify if you wish more than one set of pads

Washable

Kind-to-skin fabric

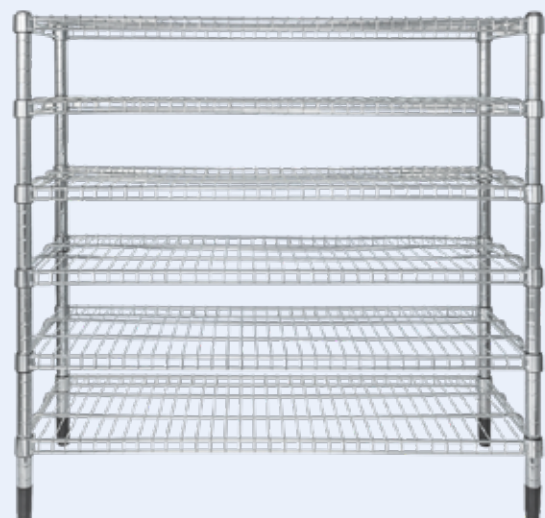


# STORAGE SOLUTIONS

Ideal for safely storing Ramblegard sets together.



Storage trolley on castors with 6 trays.



Shelving unit for storing under-mattress pads.





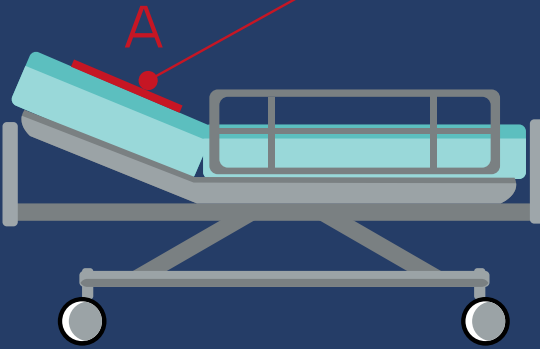
# **SUPPORTIVE LITERATURE**

# BEDGARD POSITIONING

We recommend that the bed sensor pad is positioned on the bed in one of three places depending on the patient and type of sensor pad.



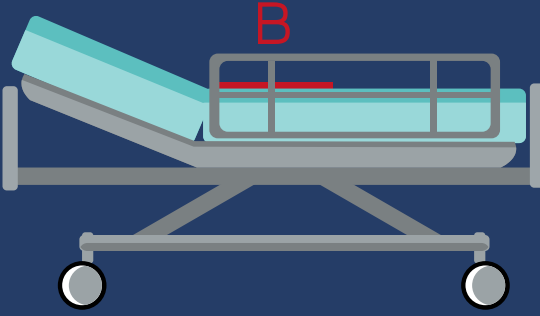
**1**



For high-risk ambulant or semi-ambulant patients, the sensor pad should be placed on top of the mattress at the shoulder area (see section A on the illustration) for an early warning. The alarm will be activated when the patient sits up.

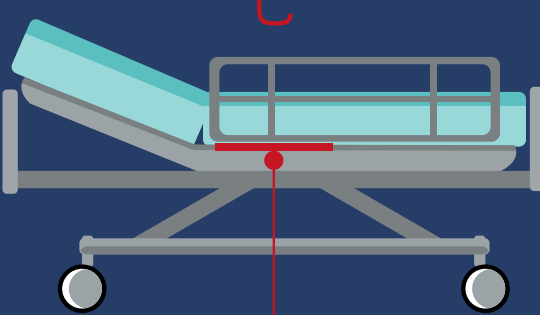
N.B. We do not recommend this position for patients weighing <40kg. Instead, place at the lumbar position.

**2**



For lower-risk ambulant patients, the optimal position for the sensor pad is at the lumbar region (see section B on the illustration). In this position, the sensor pad will alarm when the patient stands up to leave the bed.

**3**



The undermattress sensor pad should be positioned underneath the mattress where the patients hips would be (please refer to section B on the illustration above).

Whilst this is the recommended position, the undermattress pad may also operate effectively at the mid-back position - please assess on a case by case basis and only proceed if you are fully satisfied that the alarm will be triggered when the patient gets off the bed.



# 10 POINT TEST BEFORE USE METHOD

In order to keep your Ramblegard Falls Alarm in good working order it will need to be regularly inspected and maintained. Whilst every effort has been made to ensure the safety and reliability of this product, we cannot be held responsible for any damage or injury sustained as a result of misuse of the equipment or negligence by the carer. With this in mind, it is imperative that you test your Ramblegard system before every use.

## Key Points to remember when setting up a pad with a patient:

- 1** If your monitor/pager has an ON/OFF switch, ensure it is switched ON.
- 2** If there is an audible/visual 'Low Battery' alert, replace the batteries immediately.
- 3** If it is a Cordless system, ensure the transmitter in the sensor pad is switched to the ON position.
- 4** Check the start date on the pad. If the pad is over 12 months old, Ramblegard recommend you take it out of service and seek a replacement.
- 5** Ensure that the sensor pad is placed on a smooth flat surface and the pad is not creased or folded in any way.
- 6** Check that you have positioned your sensor pad correctly.
- 7** Ensure the matching monitor and sensor pad(s) are used together.
- 8** We suggest that your sets are clearly numbered to avoid confusion.
- 9** To test, activate the sensor to confirm that it is alarming and resetting correctly.
- 10** When you are satisfied with the points above please complete the daily checks sheet provided before putting the system into use.

# CLEANING INSTRUCTIONS

## WHAT DO I USE?

All Ramblegard equipment can be cleaned with chlor-clean or haz-tabs.

1

Apply approved infection control cleaning product onto surface and leave for 30 secs or as indicated by cleaning solution.



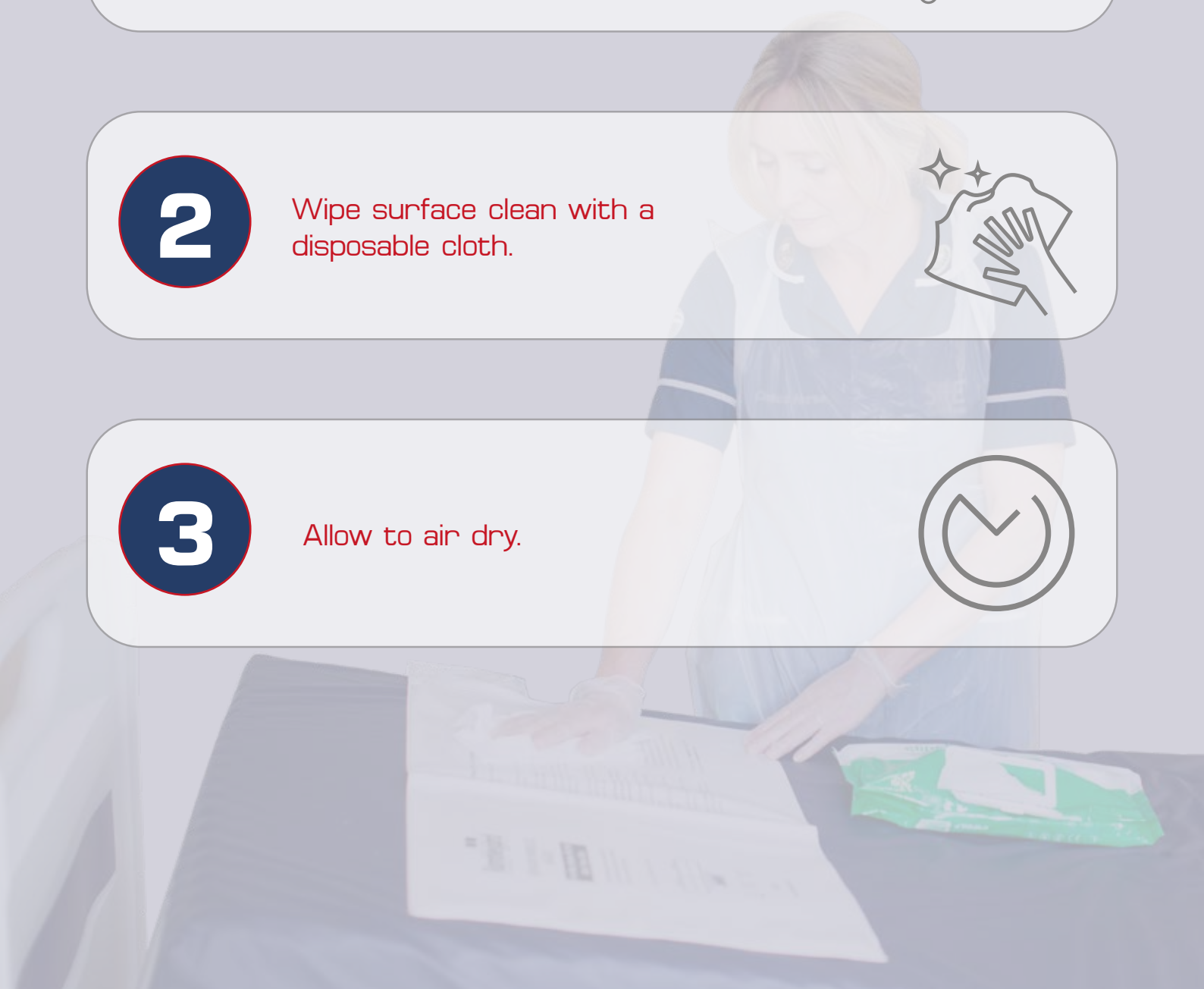
2

Wipe surface clean with a disposable cloth.



3





Allow to air dry.





# PRODUCT DIRECTORY

# RECEIVERS

	<p><b>CORDLESS COMPANION MONITOR RG2</b></p> <p><b>R09-00171</b></p> <p>This bedside monitor provides an audible and/or visual alert when absence is detected from a Cordless sensor. Has a pause and reset function. Can be used as a standalone monitor with up to 9 Cordless sensors. The Companion can also function as part of a system with the Display Panel, Bond and the Jill Pagers. Requires 3xAA batteries.</p>
	<p><b>WIRED COMPANION MONITOR RG1</b></p> <p><b>R09-0017C</b></p> <p>Standalone Bedside Monitor to provide an audible and/or visual alert when absence is detected from a wired sensor pad. Has a pause and reset function. Requires 3xAA batteries.</p>
	<p><b>JILL PAGER RG41</b></p> <p><b>R14-0020</b></p> <p>Remote Cordless staff pager to provide a visual, audible and/or vibration alert. It can receive alerts directly from a sensor within a 20m radius or a duplicated alert from the display panel and companion monitor (operation in this manner will provide a remote alert up to 50m from the sensor). Requires 2xAA batteries.</p>
	<p><b>BOND LITE</b></p> <p><b>R26-0001</b></p> <p>The Bond Lite is a Cordless Nurse-Call and Falls Management System that can be quickly deployed in any healthcare environment. The easy-to-use touch screen interface and intuitive design make it simple to operate. Utilising the latest LoRa wireless connectivity, enables Bond Lite to interact with a wide range of sensor devices that can cover an extensive physical area.</p>

# RECEIVERS/TRANSMITTERS

	<p><b>DISPLAY PANEL RG43</b></p> <p><b>R17-0001</b></p> <p>Central monitor for placement at a Nurses' Station or communal area to provide an audible and/or visual alert when absence is detected from up to 60 Cordless sensors. Most commonly used in conjunction with Jill pager devices to provide shared visual display and remote pager alert for staff.</p>
	<p><b>CORDLESS JACK ADAPTER RG5</b></p> <p><b>R09-0023W</b></p> <p>Receiver for all Ramblegard sensors with built in switch to trigger an alarm on the nurse-call system. Can be paired with up to 2 sensor pads and an additional 3 devices. Simple to use, with reset of the nurse-call system only needed when attending a call. Easy to pair with additional items. Requires 3xAA batteries.</p>
	<p><b>WIRED JACK ADAPTER RG4</b></p> <p><b>R09-0023</b></p> <p>Connector interface to mono or stereo nurse-call systems for Ramblegard monitors and Deluxe floor mats. Extra socket for connecting additional leads to the nurse-call system with on/off switch.</p>
	<p><b>CORDLESS PAD TRANSMITTER RG9</b></p> <p><b>R09-00211</b></p> <p>The transmitter connects to all the Cordless sensor pads and will send an alert from the pad to any paired Ramblegard monitor including RG2, RG5, RG41, RG43, RG45 and the Bond platform.</p>

# SENSOR PADS

	<p><b>CORDLESS SEATGARD PAD RG49</b></p> <p><b>R09-0018</b></p> <p>The seat pad is designed for use on top of or under a cushion on a chair and will trigger an alert when pressure is released from the pad.</p> <p>Water resistant white vinyl seat pad (380mmx250mm) with built-in pouch to hold RG9 transmitter (required). Instructions for operation and cleaning are printed onto the pad. Low-risk infection control surface which is easy to wipe down and keep clean.</p>
	<p><b>WIRED SEATGARD PAD RG48</b></p> <p><b>R09-0018C</b></p> <p>The seat pad is designed for use on top of or under a cushion on a chair and will trigger an alert when pressure is released from the pad.</p> <p>White vinyl water resistant seat pad (380mmx250mm) with 0.5m coiled lead and RJ10 plug. Instructions for operation and cleaning are printed onto the pad. Low-risk infection control surface which is easy to wipe down and keep clean.</p>
	<p><b>PRESSURGARD CUSHION</b></p> <p><b>R09-00181</b></p> <p>The 3" High P/R cushion is designed as a 2 in 1 pressure relieving cushion and seat sensor pad. It will trigger an alert when pressure is released from the cushion.</p> <p>3" visco foam High risk, pressure relieving cushion with easy wipe clean, 4-way stretch surface. Built-in pouch to hold RG49 seat sensor pad (required). Instructions for use and positioning printed on the cover.</p>
	<p><b>CORDLESS BEDGARD PAD RG47</b></p> <p><b>R09-0019</b></p> <p>The bed pad is designed for use on top of a mattress, under the sheet and will trigger an alert when pressure is released from the pad. White vinyl water resistant bed pad (760mmx390mm) with built-in pouch to hold RG9 transmitter (required). Instructions for operation and cleaning are printed onto the pad. Low-risk infection control surface which is easy-to-wipe down and keep clean.</p>
	<p><b>WIRED BEDGARD PAD RG46</b></p> <p><b>R09-0019C</b></p> <p>The bed pad is designed for use on top of a mattress, under the sheet and will trigger an alert when pressure is released from the pad. White vinyl water resistant bed pad (760mmx390mm) with 2m breakaway lead and plug. Instructions for operation and cleaning are printed onto the pad. Low-risk infection control surface which is easy to wipe down and keep clean.</p>




# SENSOR PADS


	<p><b>CORDLESS UNDERMATTRESS BED PAD RG39</b></p> <p><b>R09-00191</b></p> <p>Sensor pad (760mm x 260mm) for placement under the mattress/on top of the bed frame. It will trigger an alert when pressure is released from the pad. Low-risk infection control surface which is easy to wipe down and keep clean.</p>
	<p><b>FOLDABLE CORDLESS DELUXE90 FLOOR MAT RG59</b></p> <p><b>R09-00201</b></p> <p>The floor mat is designed for use on the floor, at the side of a bed or by a doorway to alert when pressure is applied to the mat.</p> <p>Heavy duty non-slip floor mat with soft rubber backing and yoga top (900mmx600mm). It has a built-in pouch for the RG9 transmitter (required). Instructions for operation and cleaning are printed onto the underside of the mat.</p>
	<p><b>FOLDABLE WIRED DELUXE90 FLOOR MAT RG37</b></p> <p><b>R09-00201C</b></p> <p>The floor mat is designed for use on the floor, at the side of a bed or by a doorway to alert when pressure is applied to the mat.</p> <p>Heavy duty non-slip floor mat with soft rubber backing and yoga top (900mmx600mm). Includes a 3m breakaway lead and plug. Instructions for operation and cleaning are printed onto the underside of the mat.</p>
	<p><b>WIRED FOLDING STANDARD FLOOR MAT RG15</b></p> <p><b>R09-0020C</b></p> <p>The floor mat is designed for use on the floor, at the side of a bed or by a doorway to alert when pressure is applied to the mat. Heavy duty non-slip floor mat with soft rubber backing. Dimensions 900mm x 600mm. Includes a 3m breakaway lead and integrated dual adapter splitter for Mono/Stereo.</p>

# ACTIVITY MONITORING/MOTION DETECTORS







	<b>DOORGARD SENSOR STRIP RG24</b>
	<b>R11-0001</b> This is for placement at an entrance or exit of a care home facility or ward area. It will detect when any users wearing a RG25 Patient Tag attempt to go through the doorway which will trigger a door lock and/or alarm as well as having the ability to send an alert signal to any Ramblegard Cordless monitoring device(s). Functions with up to 40 Patient Tags.
	<b>CORDLESS FALL PENDANT WITH CALL BUTTON RG22</b>
	<b>R10-0016</b> For use as a remote button for a user to call for help with the addition of a built in fall detector to automatically trigger an alert in the event of a fall. Compatible with any Ramblegard Cordless monitoring device. Tamperproof and splashproof enclosure supplied with adjustable wrist strap and quick release lanyard. 1 x CR2450 coin cell included (18 month battery life). Red Button with red status LED.
	<b>RAMBLEGARD CARER KEY RG23</b>
	<b>R08-0018</b> A magnetic key which acts as a secure reset method in place of a standard reset button, which works along with the RG1 Wired Companion and RG24 Doorgard Sensor strip. Soft plastic magnetic fob with attached 9cm keychain and spring clip.
	<b>DOORGARD CARER RESET BUTTON RG26</b>
	<b>R11-0003</b> A wrist worn Cordless reset button to be carried by the nurse/carer to allow them to reset the RG24 Doorgard sensor remotely. Tamperproof and splashproof enclosure supplied with adjustable wrist strap and quick release lanyard. 1 x CR2450 coin cell included (18 month battery life). Blue button with red status LED.
	<b>DOORGARD PATIENT TAG RG25</b>
	<b>R11-0002</b> A wrist worn Cordless transmitter tag to be worn by the user at risk. This tag will activate a RG24 Doorgard sensor when the user attempts to leave through an armed door. Tamperproof and splashproof enclosure supplied with adjustable wrist strap and quick release lanyard. 1 x CR2450 coin cell included (18 month battery life). White button with red status LED.
	<b>PERSONAL ALARM WATCH (PAW)</b>
	Attractive wrist worn personal tracker with SOS function fall detection and 2-way talk with built in microphone and speaker. When activated the PAW tracker will trigger an alert to an accredited TSA approved Call Centre in the UK. Designed to replace the traditional red button Telecare device.  USB rechargeable battery with 2-4 days battery life in normal operation. Push button for SOS function. Backlit LED display with watch and user adjustable settings. Operates with integrated SIM on a 3-4G network with data plan. Also has built in WiFi for indoor coverage. Passive operation, only updates GPS positioning in event of an alert.

# ACTIVITY MONITORING/MOTION DETECTORS

	<b>CORDLESS MOTIONGARD PIR SENSOR RG44</b>
	<b>R16-0003</b>
	<p>The Motiongard sensor detects motion when the invisible beam (created by the sensor) is broken by a person or object within a 9-12m range (adjustable). Included is a metal plate and magnetic mount with multi-position bracket for easy installation and alignment. Compatible with Ramblegard Cordless monitoring devices.</p> <p>Passive Infra-Red (PIR) Sensor, lens with 3° horizontal and 47° vertical deflection. 2 x AA batteries included.</p>

	<b>PRE-SENSE (RG50)</b>
	<b>R19-0002</b>
	<p>PreSense is an intelligent infra-red occupancy sensor that is activated when a toilet is occupied. PreSense will only alarm when the patient attempts to leave the toilet. This device can also be used as an alternative to a chair or bed pad in a lounge, bedroom or ward setting. Comes with a magnetic back and self-adhesive metal mounting plate for easy placement.</p>

# BOND PLATFORM

	<p><b>BOND SIGNAL BOOSTER RG35</b> Bond Platform (computer screen used elsewhere in catalogue)</p>
	<p><b>R10-0012</b></p>
	<p>These boosters are a vital part of the Bond system. They create the long range Cordless network (up to 500m) from which alert signals are received from the sensors and sent on to the Bond Platform. You can link up to 20 of these in one network. The system cannot operate without at least one of these boosters.</p> <p>The booster is a transceiver which receives in 433mhz AM and transmits on 869mhz AM to increase range extension and reduce interference. Can be used to detect which devices are in its zone, determined by sensor signal strength. AC adapter 12v 500ma power supply included. Battery backup option if required.</p>
	<p><b>BOND PAGER DEVICE RG30</b></p>
	<p><b>R10-0019</b></p>
	<p>Rechargeable slimline staff pager with text display to provide a visual, audible and/or vibration alert. It will receive alerts directly from a Bond paging transmitter within a 200m radius. Designed for use with the Bond Platform. Alerts with 9 adj tones. Has volume control, vibrate function and an alphanumeric display. Includes low battery indication and comes with a lanyard, belt clip and rechargeable battery. Works in conjunction with Bond Pager Transmitter.</p>
	<p><b>BOND COMPANION MONITOR</b></p>
	<p><b>R09-00171</b></p>
	<p>This bedside monitor provides an audible and/or visual alert when absence is detected from a Cordless sensor. Has a pause and reset function. Can be used with up to 9 Cordless sensors. This version is designed for use with the Bond System.</p>
	<p><b>BOND BEDROOM CALL POINT C/W PULL CORD RG33</b></p>
	<p><b>R10-0009</b></p>
	<p>Bedroom wall mount unit with push-to-call, reset-, presence-, emergency- and fall-detect buttons. Appropriate when operating the Bond Platform as a Nurse-Call System. Includes input for wired accessory such as a pear push call lead or sensor pad. Works with Bond Platform and Bond Booster.</p> <p>5 embedded buttons in polypropylene cover for easy cleaning, LED indicators, RJ11 accessory input, strain relief, and caregiver reset key option. Surface mount anti-tamper dual lock wall mount bracket included. Operates on 866mhz AM frequency, compatible with Bond Platform and Booster. 4 x AA batteries included (12 month battery life), optional 12v 500ma integrated mains power.</p>
	<p><b>BOND PAGER CHARGING CRADLE RG30-C</b></p>
	<p><b>R10-0022</b></p>
	<p>10-slot charging cradle designed for use with the Bond Pager device. Power on indicator LED, 5v power adapter included. Wall mountable.</p>
	<p><b>BOND PAGER TRANSMITTER RG36</b></p>
	<p><b>R10-0022</b></p>
	<p>Transmitter for use with Bond Platform. It sends alerts form the Platform to the Bond Pager devices. Range: Up to 200m.</p> <p>2W POCSAG pager comes with power supply. RS232 connector input and data output transmission on 450mhz AM frequency.</p>

# BOND PLATFORM/ACCESSORIES

	<b>OVER-DOOR LIGHT</b>
	<b>R26-0004</b>
	The overdoor light is placed outside every room and will illuminate when alarm is activated. It also boosts the signal alarm signal from pad to Touchscreen display.
	<b>BED/BATHROOM CALLPOINT</b>
	<b>R10-0009</b>
	Wall mountable waterproof Call-point is designed for use in the bedroom or bathroom as a call and reset button. Comes with a pull cord and accessory input for pear push lead.
	<b>HIPGARD</b>
	<b>R21-0000</b>
	Hip protector with patented horseshoe design protective pads. Available in sizes Small-XLarge. Impact dispersed to the surrounding area and not directly on the hipbone. 100% cotton fitted hip shorts with pockets for removable pads. Available in 1, 2, 4 and 10 packs of shorts with 1 pair of pads.
	<b>CORDLESS CALLGARD WITH LIGHT FUNCTION</b>
	<b>R18-0001</b>
	Handset with call and light. Compatible with all Ramblegard Cordless receivers. Supplied with 2xAAA batteries (6 month battery life) and wall mounting clip. Operates on 433 Mhz AM frequency.
	<b>SMART SOCKET</b>
	<b>R09-0039</b>
	Cordless control on/off power switch for activation of a light with a Cordless Callgard. White splash-proof enclosure with program button and on/off button. Indicator lights to show status.
	<b>NURSE-CALL PUSH LEAD</b>
	<b>R08-0022 (MONO) R08-0023 (STEREO)</b>
	Handgrip style nurse-call button with easy-to-press soft switch action. Comes with a 3m long cable and clip for attaching to a chair or clothing, making the nurse-call button in easy reach for the resident. Supplied with cable clip and 3m lead. Splash-proof enclosure with hygienic surface which is wipe-able.
	<b>RAMBLEGARD TROLLEY</b>
	<b>R08-0028</b>
	Storage trolley on castors with 6 trays. Ideal for safely storing Ramblegard sets together.
	<b>STORAGE SHELF</b>
	<b>R08-0029</b>
	Storage unit for under-mattress pads. Features 6 shelves. Dimensions: 92x36x181cm

# MAINTENANCE & LEASING

All Ramblegard equipment comes with a 1-year warranty. As part of our aftersales support, Ramblegard offers a regular Service & Maintenance agreement, ranging from a simple call-out agreement to a fully comprehensive agreement that covers all parts & labour.

Ramblegard products are also available on finance. Now you can spread your acquisition costs over the life of the equipment and pay in instalments. Please contact us directly for more information.

## Maintenance Agreement

### 1.0 General Terms

- 1.1** No work will be carried out without a contract being in place or, where no maintenance contract has been applied, until Purchase Order has been received from Customer.
- 1.2** Once Purchase Order is received a standard lead time of 3 working days will apply, unless it is requested as an emergency call-out, in which case it will be within 24hrs.
- 1.3** Manufacturer commits to initial response to Client enquiries within 24hrs – providing that queries are reported between 8.00hrs to 16.00hrs Monday to Friday. 'Following working day' telephone response time for Weekend/Bank Holidays.
- 1.4** PLEASE NOTE: the standard terms of all maintenance contracts DO NOT cover any call out or equipment damage due to act of God / misuse / abuse or vandalism of said equipment. For our full terms and conditions of liability please refer to section 7 of our Terms of Service Document on our website.

### 2.0 Annual Audit

The Manufacturer advises that all equipment should be audited annually to ensure system compliance. During the audit all equipment is checked and any equipment malfunctioning will be marked defective and removed from use, an item by item check report including items that need repaired is generated at this point for the customer.

- 2.1** For customers with no contract, this Annual Audit is a chargeable call out and all equipment needing replaced once complete is additional to this charge.
- 2.2** For customers on a Care Package, the cost of the annual audit visit is covered. Quotations will then be sent for all replacement equipment required. A revisit will be arranged to set up all replacement equipment once the Purchase Order (P.O.) is received.
- 2.3** For customers on a Care+ Package, the cost of the annual audit visit is covered and all parts marked as defective will be repaired or replaced as necessary, in accordance with clause 1.4.

### 3.0 Equipment call-outs

- 3.1** The Manufacturer commits to provide an equipment call out to any given location as requested by the Client.
- 3.2** There are 2 types of Call-out
  - 3.2.1** Std Call out – Manufacturer commits to call out within 3 working days
  - 3.2.2** Emergency Call-out – Manufacturer commits to call out within 24 hours
- 3.3** All Call-Outs cover for Transport to site and a 1/2hr labour
- 3.4** Any additional time required will be charged accordingly, in 15 minute intervals.

### 4.0 Reporting procedure

- 4.1** All equipment checks will be documented including
  - 4.1.1** Location of works
  - 4.1.2** Equipment Serial Number and Description
  - 4.1.3** What work was carried out
  - 4.1.4** List of items repaired/replaced
  - 4.1.5** Status of product

### 5.0 Service Charges

- 5.1** Maintenance charges as follows:

Std call-out fee (inc 30min labour)	£165
30min Labour	£40
60min Labour	£80



## 6.0 Maintenance options

### 6.1 Care Package – Equipment Call-out, labour and Annual Audit only

1. Agreement that the manufacturer will be the assigned point of contact for all equipment and repairs.
2. 25% of the total asset value over the lifetime of the product will apply to cover for any call-outs or service support calls provided throughout the year.  
E.g. a Companion with min lifetime of 3 years. Cost £125.00 x 25% (maintenance charge) = £31.25 divided by 36 months (3 years) = £0.87 per month.
3. Annual Audit will be charged separately
4. All cost for parts will be charged separately.
5. This can be paid monthly or quarterly.
6. Alternative to contract payment could be that customer assigns PO, to the estimated annual value of service, call out and maintenance charges likely to occur per annum.

### 6.2 Care+Package – Equipment Call-out service, Annual Audit and parts

1. Agreement that the manufacturer will be the assigned point of contact for all equipment, repairs and replacement of product.
2. 115% of the total asset value over the lifetime of the product will apply to cover for any call-outs or service support calls provided throughout the year; plus 1 annual Audit per year of all Assets and repair or replacement of product  
E.g. a Sensor pad with expected lifetime of 1 year. Cost £85.00 x 115% (maintenance charge) = £97.75 divided by 12 months (1 year) = £8.15 per month.
3. All cost for parts are included within the scope of the contract.
4. This can be paid quarterly or annually.
5. Alternative to contract payment could be that customer assigns PO, to the estimated annual value of service, call out and audit charges likely to occur per annum.

		Care+ Service Package (Owned product)	Care Service Package (Owned product)	NO SERVICE AGREEMENT
		Full maintenance and annual replacement cost per month (product cost + 15%) 25% on Hardware + 115% on Consumables	Basic annual maintenance, not including parts 25%	No service agreement *PO required before any works*
Emergency call-out fee (inc. 30min labour) 24hr response.	£225	Chargeable	Chargeable	Chargeable
Standard call-out fee (inc. 30min labour) 5 working days response.	£165	✓	✓	Chargeable
Call-out Parts	n/a	✓	Chargeable	Chargeable
30min Labour	£40	✓	✓	Chargeable
60min Labour	£80	✓	✓	Chargeable
Annual Audit	£500/day	✓	✓	Chargeable at 7.5% of total asset value
Audit Parts	n/a	Consumable parts only	Chargeable	Chargeable

## FINANCE OPTIONS

**GRENKE®**

We have partnered with Grenke Leasing Limited, who can offer tailored leasing options for the Ramblegard product range.

Benefits of Leasing:

- Independence - instead of having credit lines at your bank or on your own balance sheet under strain, you retain liquidity for further investments.
- Planning Security - spread your acquisition costs over the life of the equipment and pay the instalments with the income you generate from using the equipment.
- Flexibility - use the latest equipment and do not tie your capital to equipment that depreciates quickly.
- Service - Ramblegard will handle all of the formalities and process the leasing request with Grenke.

**For further information about leasing Ramblegard equipment contact the Ramblegard team on 028 9448 3971**

# WARRANTY

**1. S&E CARETRADE T/A RAMBLEGARD (HEREAFTER KNOWN AS RAMBLEGARD) WARRANTS THAT ON DELIVERY, AND FOR THE PRODUCT'S 'LIFETIME' BEING IN EACH CASE A PERIOD OF [12] MONTHS FROM THE DATE OF DELIVERY (WARRANTY PERIOD) THE PRODUCTS SHALL:**

- (a) Conform in all material respects with their description [and any applicable specification]; and
- (b) Be free from material defects in design, material and workmanship[; and]
- (c) Be of satisfactory quality (within the meaning of the sale of goods act 1979); and
- (d) Be fit for any purpose held out by the supplier.

**2. SUBJECT TO CLAUSE 1.3, IF:**

- (a) The customer gives notice in writing to Ramblegard during the warranty period within a reasonable time of discovery that some or all of the products do not comply with the warranty set out in clause 1.1;
- (b) Ramblegard is given a reasonable opportunity of examining such products; and
- (c) The customer (if asked to do so by Ramblegard) returns such products to Ramblegard's place of business at the supplier's cost,

Ramblegard shall, at its option, repair or replace the defective products, or refund the price of the defective products in full.

**3. RAMBLEGARD SHALL NOT BE LIABLE FOR THE PRODUCTS' FAILURE TO COMPLY WITH THE WARRANTY SET OUT IN CLAUSE 1.1 IN ANY OF THE FOLLOWING EVENTS:**

- (a) The customer makes any further use of such products after giving notice in accordance with clause 1.2;
- (b) The defect arises because the customer failed to follow Ramblegard's oral or written instructions as to the storage, commissioning, installation, use and maintenance of the products or (if there are none) good trade practice regarding the same;
- (c) The customer alters or repairs such products without the written consent of Ramblegard;
- (d) The defect arises as a result of willful damage, negligence, or abnormal storage or working conditions; or
- (e) The products differ from their description as a result of changes made to ensure they comply with applicable statutory or regulatory requirements.

**4. EXCEPT AS PROVIDED IN THIS CLAUSE 1, RAMBLEGARD SHALL HAVE NO LIABILITY TO THE CUSTOMER IN RESPECT OF THE PRODUCTS' FAILURE TO COMPLY WITH THE WARRANTY SET OUT IN CLAUSE 1.1.**

**5. THE TERMS IMPLIED BY SECTIONS 13 TO 15 OF THE SALE OF GOODS ACT 1979 ARE, TO THE FULLEST EXTENT PERMITTED BY LAW, EXCLUDED FROM THE CONTRACT.**

**6. THESE CONDITIONS SHALL APPLY TO ANY REPAIRED OR REPLACEMENT PRODUCTS SUPPLIED BY RAMBLEGARD.**











**Head Office:**

Elmfield House  
Rathenraw Industrial Estate  
Greystone Road  
Antrim BT41 2SJ

☎ +44 (0)28 9448 3971 ✉ sales@ramblegard.com  
www.ramblegard.com

**Regional Offices:**

AMSTERDAM | DUBLIN | HELSINKI | LEICESTER