


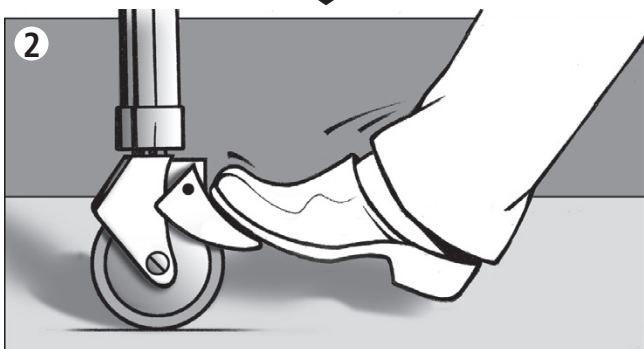
Light and convenient



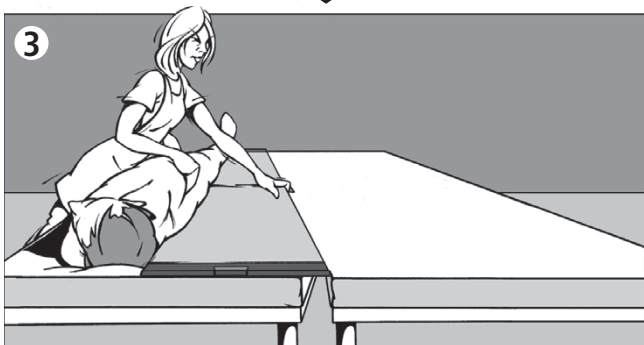
Quick Instructions



Position „Rollbord“



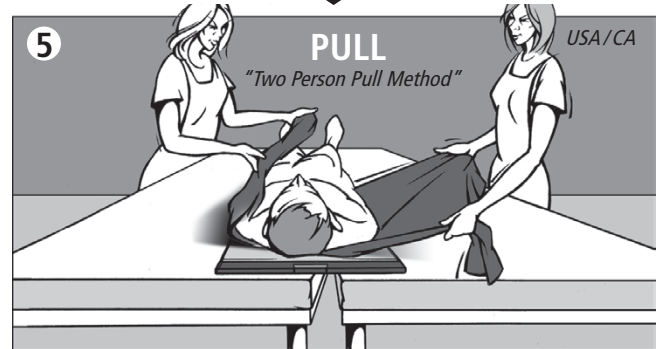
Lock brakes



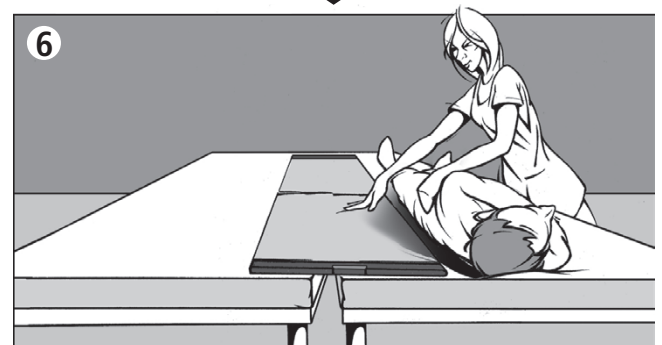
Turn patient to side



Move „Rollbord“ and ease patient back



Pull patient over „Rollbord“



Turn patient and remove „Rollbord“

➔ Protection & Cleaning

Preparation and disinfection of "Samarit Rollbord" devices

According to recommendation and the Guidelines for Hospital Hygiene and Infection Prevention, contamination with viruses/bacteria such as MRSA, ELBL and VRE must be prevented.

We recommend the following measures:

1. Use the disposable Samarit protective cover

This PE film covers the entire product and absorbs impurities, so that the Rollbord surface stays clean.

2. Wipe disinfection cont: 10-20% Isopropanol

Wipes e.g. the "Incidin® OxyWipe" by ECOLAB or similar.

Chemical and thermal procedures are **not suitable**. Chlorine, concentrates and bleaches do harm materials and are used at your own risk.



Disposable Cover



Preparation and disinfection of “Samarit Rollbord” devices

According to recommendation and the Guidelines for Hospital Hygiene and Infection Prevention, contamination with viruses/bacteria such as MRSA, ELBL and VRE must be prevented.

We recommend the following measures:

1. Use the disposable Samarit protective cover

This PE film covers the entire product and absorbs impurities, so that the Rollbord surface stays clean.

2. Wipe disinfection cont: 10-20% Isopropanol

Wipes e.g. the “Incidin® OxyWipe” by ECOLAB or similar.

Chemical and thermal procedures are **not suitable**. Chlorine, concentrates and bleaches do harm materials and are used at your own risk.

Medguard Professional Healthcare

Tel: +353 (0) 1 835 2411

Email: sales@medguard.ie

Fax: 01 969 5009

Website: www.medguard.ie

Unit 6/7, Block 4, Ashbourne Business Park, Ashbourne, Co. Meath, A84 VK52