

ALUMINIUM SUITCASE COUCH

Medguard Professional Healthcare

Tel: +353 (0) 1 835 2411

Email: sales@medguard.ie

Fax: 01 969 5009

Website: www.medguard.ie

Unit 6/7, Block 4, Ashbourne Business Park, Ashbourne, Co. Meath, A84 VK52

ATTENTION! The operators must carefully read and completely understand the present manual before using the product. In accord with Regulation (EU) 2017/745, this product is part of the CLASS I MEDICAL DEVICES.

DESCRIPTION

This item is a suitcase couch with aluminium frame, padding with hole and fire-retardant fabric covering (blue color). Designed for home visits or therapies in clinics where are no couch.



TECHNICAL DATA

Measurement	Open cm 183x63x76 h Close cm 91,5x63x18 h Upholstery cm 91,5x63 (2 sections), cm 59x40 (backrest)
	Box cm 94x21,5x66,5 h
Weight	13 kg (14,5 kg with box)
Max Load	100 kg

INSTRUCTIONS FOR ASSEMBLY AND USE



1. Lay down the suitcase with the hole on the upper side.
2. Open the suitcase.
3. Open the legs of the bed completely.
4. Only when the legs are completely open and fixed, Turn the bed in the correct position of use

WARNINGS!

- Check the locking nuts are tightened.
- Observe the maximum flow rates indicated in the data sheets.
- Avoid direct contact with open wounds.
- Not for use in open environments.
- When adjusting the height of the couch and the back, make sure that no one inserts hands, legs or anything into the movement area: **CRUSHING RISK!**
- Move the bed without lifting it from the floor.
- Before moving the bed, unlock the castors.

MAINTENANCE AND CLEANING






- Use only original spare parts.
- Periodically check all fixing points.
- To preserve at best, it is recommended to avoid prolonged exposure to sunlight, to contact and deposit in saline and very humid environments.
- Wash the stainless steel surfaces with soapy water and use appropriate disinfectants.
- Rinse with a damp cloth and dry thoroughly.
- Do not spill on the surface cleaners containing chlorine or ammonia, fatty and oily substances.
- Do not use cleaning utensils containing iron. If necessary disinfection only use suitable non-corrosive products.

Cleaning rules for coating:

Clean with damp soapy cloth and rinse well with clean water. Do not use solvents, bleaches, synthetic detergents, polishes or aerosol spray.

Attention: Normally synthetic leather light colours should not come in contact with no fixed coloured clothes (such as jeans and similar) not to cause stains and rings that cannot be cleaned up

SYMBOLS

	Keep in a cool, dry place
	Keep away from sunlight
	Consult instructions for use
REF	Product code
LOT	Lot number
	Manufacturer
CE	Medical Device compliant with Regulation (EU) 2017/745
	Caution: read instructions (warnings) carefully
MD	Medical Device

GIMA WARRANTY TERMS

The Gima 12-month standard B2B warranty applies.