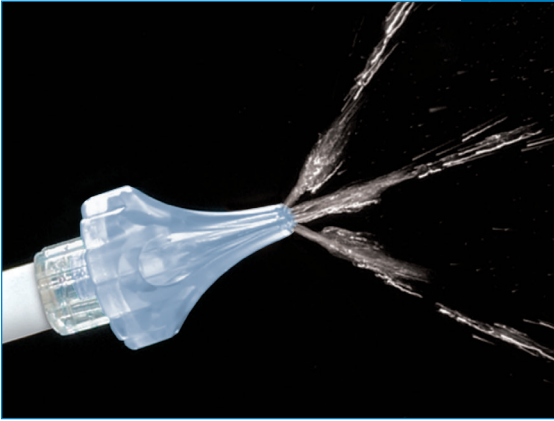


OtoClear® Ear Irrigation Tip



Bionix OtoClear Ear Irrigation helps healthcare workers provide safe and comfortable ear irrigation without the backslash, at half the cost of a self-constructed device.

PROBLEM:

Traditional ear irrigation shoots water directly into the ear canal, which can be painful, dangerous and messy.

SOLUTION:

OtoClear Ear Irrigation Tips, with Gentle Touch Design, directs water to the ear canal wall, with three divergent streams, instead of directly at the Tympanic Membrane. And the flared design prevents backslash.

RESULTS:

A safe, clean ear irrigation tip at half the cost of a self-constructed device.

PRODUCT OFFERING

#7200 - 40 single-use tips per box

#7290 - OtoClear Spray Wash Kit

#3700 - Ear Irrigation Basins (box of 3)



Scan in the QR code with your web enabled camera phone to view our Spray Wash Kit Video.



Gentle Touch™
Design



©2016 Bionix Development Corp. *US Patent # 6,706,023.

“

Our office is very happy with the soft (OtoClear) tips. They are easier to maneuver in the ear canal and more comfortable for the patient.

- Laura Griffith, MA

”



Obelis s.a • Boulevard Général Wahis 53 • 1030 Brussels, BELGIUM
Tel: +(32) 2.732.59.54 • Fax: +(32) 2.732.60.03 • E-Mail: mail@obelis.net



Bionix Development Corp. • 5154 Enterprise Blvd. Toledo, OH, 43612, U.S.A.
Phone: 800-551-7096 • Fax: 800-455-5678 • www.Bionix.com



BIONIX® GOING-BEYOND

OtoClear® Ear Irrigation Tip

#7290 OTOCLEAR® SPRAY WASH KIT



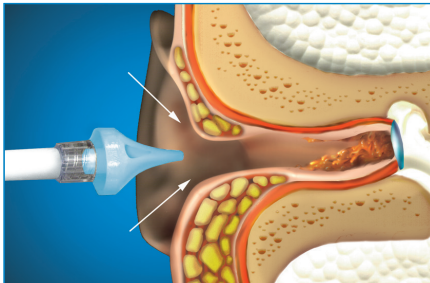
#7290 OtoClear Spray Wash Kit

- Manual, intermittent lavage.
- Delivers greater volume compared to syringes or other manual devices.
- Efficient design allows for two-handed procedure.

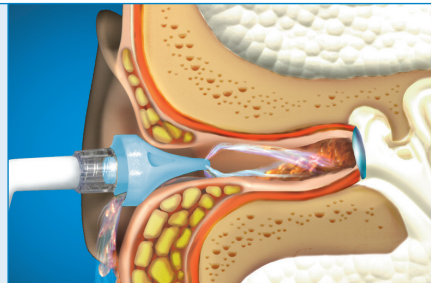
Kit Includes:

- 1 Spray Wash Bottle
- 20 OtoClear Tips
- 1 Ear Basin

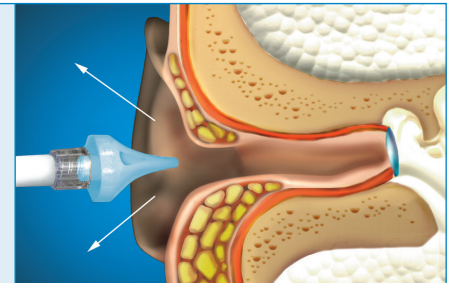
USAGE INSTRUCTIONS



Insert *OtoClear* tip fully into the ear canal. The flared design of the *OtoClear* tip protects against over-insertion.



Begin irrigation. Note: The *OtoClear* tip directs the water towards the walls of the ear canal creating a turbulent lavage that effectively dislodges the cerumen. The exit portals control back-splash and deliver the effluent into the basin.



When procedure is complete, remove and dispose of the single-use *OtoClear* tip.

Thoroughly read the complete directions before using the *OtoClear* Ear Irrigation tip. Do not perform irrigation if perforations or tympanostomy tubes are present or suspected. Discontinue irrigation immediately if bleeding, irritation or other trauma to the ear canal or tympanic membrane occurs. Hard or impacted wax may require a cerumenolytic agent.

Medguard Professional Healthcare Supplies

Tel: +353 (0) 1 8352411

Email: sales@medguard.ie

Fax: +353 (0) 1 969 5009

Website: www.medguard.ie



BIONIX® GOING-BEYOND 