





Code: FG3 - Floorgard Deluxe Wireless
quick start instructions



1. Remove the monitor from the protective holder.
2. Open the Battery Compartment and insert 3x AA Batteries as illustrated overleaf
3. When the monitor stops beeping and the lights go out, the system is ready for testing.
4. Position the Sensor in the most appropriate position (at the Carers discretion)
5. Situate the Ramblegard Monitor within 20 metres* of the sensor pad.
6. To test the system apply pressure to the floor sensor mat the alert will sound.
7. Press the 'Reset' button to silence the alert and re-arm the system. The monitor will beep for up to 15 seconds before the system is fully re-armed.

IMPORTANT: The Floormat must be without pressure while the system is re-arming.

*Subject to physical and environmental considerations



full details overleaf

Product Code: FG3

Product Name

Wireless Floorgard Deluxe

System Contents

- 1x Ramblegard Wireless Monitor - RG2
- 1x Ramblegard Transmitter - RG9 (concealed in sensor)
- 1x Ramblegard Wireless Deluxe Floormat - RG16



Ramblegard have programmed the components included as a plug and play system.

If individual components need reprogrammed or replaced please refer to the relevant specification sheets available to download at www.ramblegard.com

QUICKSTART INSTRUCTIONS see overleaf

Carers should also consider the following points when determining the most appropriate position for the the Ramblegard Sensor Pads & Monitors in care environments:

Floor Sensor Pad Placement

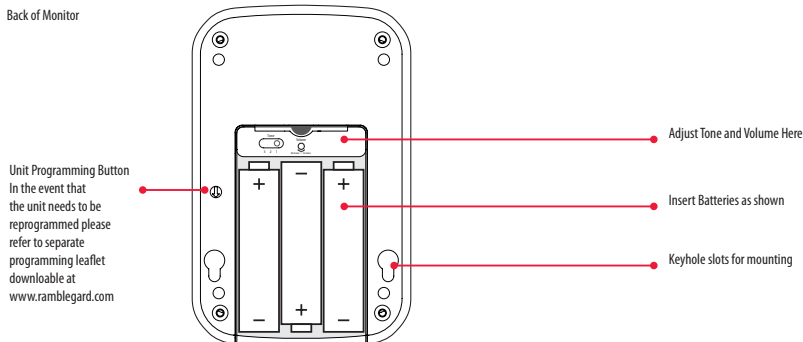
- Position the mat in an appropriate location such as a critical doorway or next to the bed.

Monitor Placement - Attach using the quick release strap supplied or attach to wall or vertical surface using integral keyhole slots.

- The monitor should be placed within 20 metres* of the sensor pad(s)
- The monitor should be placed outside the room if it is considered the alarm would disturb the patient(s).
- The monitor should be placed where it cannot be tampered with by patients especially in dementia & challenging environment situations.

**Ramblegard Wireless products utilise wireless technology which is subject to physical and environmental considerations. These products must be tested by the end user before each use in the setting in which they are to be used. Please be aware that the transmitter will not be 100% accurate if it is out of range at any time. Wireless systems are intended as an addition to good caregiving practices and are not a substitute for proper staffing and patient management practices including, but not limited to, direct visual supervision of all residents by the Carer(s). We recommend that all personnel receive periodic training in the operation of these systems and that the systems are tested before each use.*

Back of Monitor



Disclaimer: Whilst every effort has been made to ensure the safety of this product, we cannot be held responsible for any damage or injury sustained when the equipment is in use. It is the responsibility of the user to install the system and ensure it is tested and operating correctly. The system is not designed to replace good care giving practice.