

3M Science.
Applied to Life.™

MEDGUARD®
Professional Healthcare Supplies

**Cleanse, protect and
restore skin in one
easy step.**

3M™ Cavilon™ Contenance Care Wipes



What is Incontinence-Associated Dermatitis?

Incontinence-Associated Dermatitis (IAD) is a painful and problematic skin injury that results from exposure to urine or stool. Moisture and irritants trigger inflammation with damage occurring in a “top-down” fashion.¹

What is the impact of IAD?


For you, IAD:

- Creates a poor patient or resident experience
- Increases the burden and cost of care

For your patient or resident, IAD:

- Is painful
- Increases the risk of complications such as secondary infections and pressure injuries

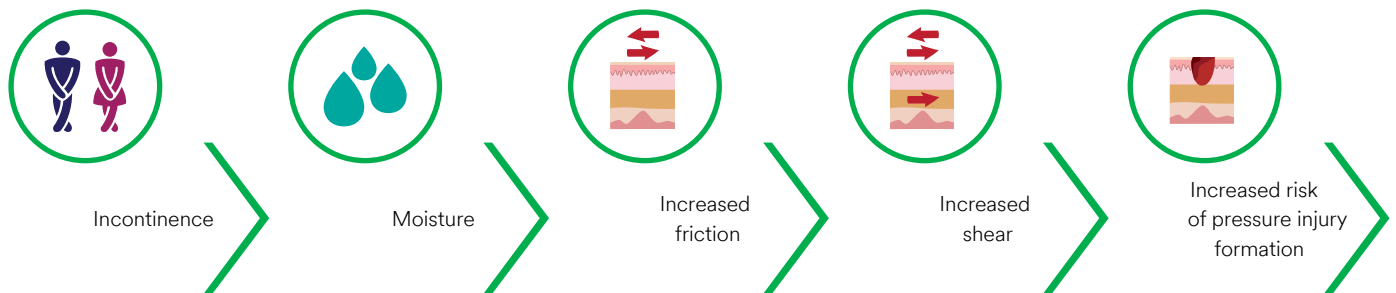
IAD is common



IAD is a risk factor for pressure injuries.

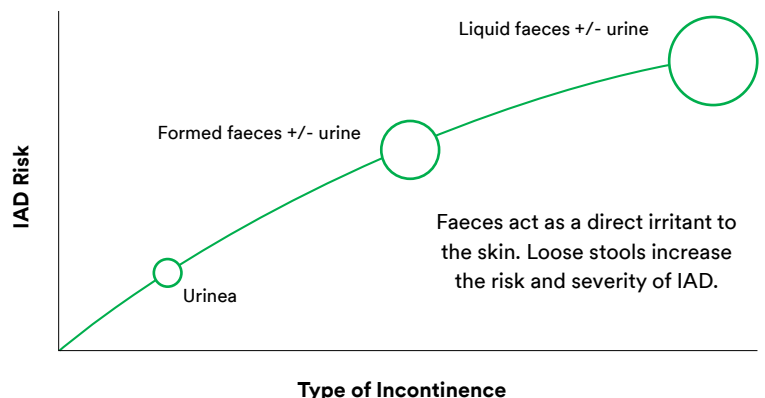
Incontinence has long been considered a risk factor for pressure injuries – moisture on the skin increases friction and friction is a component of shear force, which can contribute to pressure injury – especially in the

sacroccygeal area. Recently, IAD has been recognised as a risk factor⁴ with the likelihood of developing a pressure injury increasing with the severity of IAD.⁵



Who is at risk for IAD?

All patients or residents with incontinence are at risk but those with mixed incontinence are the most vulnerable especially when stools are liquid or diarrhoea is present.⁶



Introducing 3M™ Cavilon™ Continance Care Wipes

A no-rinse cleanser, moisturiser and barrier in a strong yet gentle pre-moistened cloth. This multi-purpose product contains mild surfactants for cleansing along with soothing skin conditioning ingredients.

- One-step incontinence care helps to reduce caregiver time and effort by combining three steps in one
- Contains moisture repelling dimethicone
- Hypoallergenic and pH balanced
- Parabens-free, aloe-free and fragrance-free
- Compatible with chlorhexidine gluconate (CHG)⁷



The new standard of care.

Evidence suggests that disposable wipes are more effective for prevention of IAD than a skin care regime combining neutral soap and water⁸. Cavilon Continance Care Wipes are a no-rinse cleanser, moisturiser and barrier in a strong yet gentle pre-moistened cloth. This multi-purpose product contains mild surfactants for cleansing along with soothing skin conditioning ingredients. They contain moisture repelling dimethicone (3%). One-step incontinence care helps to reduce caregiver time and effort by combining three steps in one.

Frequent skin cleansing with water and soap is detrimental to skin barrier function by damaging the corneocytes, removing lipids, increasing dryness and creating friction⁹. Aggressive cleansing technique

(eg using regular washcloths) can increase frictional forces and abrade the skin¹⁰. Both may contribute to the development of IAD⁶. Furthermore, infection control issues associated with the use of wash basins have been identified¹¹.

In addition to providing a benefit for skin, use of no-rinse skin cleansers has been shown to save staff time and improve efficiency¹²⁻¹⁴. Continance care wipes are made of smooth material to reduce friction damage. These have been found to enhance adherence to protocols, reduce burden of care and improve staff satisfaction⁹.

The Evidence

A defined (structured) skin care regimen, including the use of a soft pre-moistened washcloth impregnated with a 3% dimethicone skin protectant, resulted in a significantly reduced prevalence of IAD and a trend towards less lesions¹⁰. This study provides evidence supporting the use of a 3-in-1 perineal care washcloth as more effective than standard care including water and a pH neutral soap for IAD prevention and treatment.

Key elements of an IAD prevention program⁶

Continence care wipes (i.e. 3-in-1 products) that are intended to cleanse, protect and restore may have the advantage of simplifying care by combining products to reduce the number of steps involved, saving clinician/caregiver time and potentially encouraging adherence to the regime¹⁵⁻¹⁷.

1.

Cleanse

Regular cleansing is critical, but alkaline soaps can disrupt the natural acid mantle of the skin, leading to skin damage. Gentle cleansing with a pH-balanced, no-rinse product removes harmful irritants. Cavilon Continence Care Wipes are pH-balanced.

2.

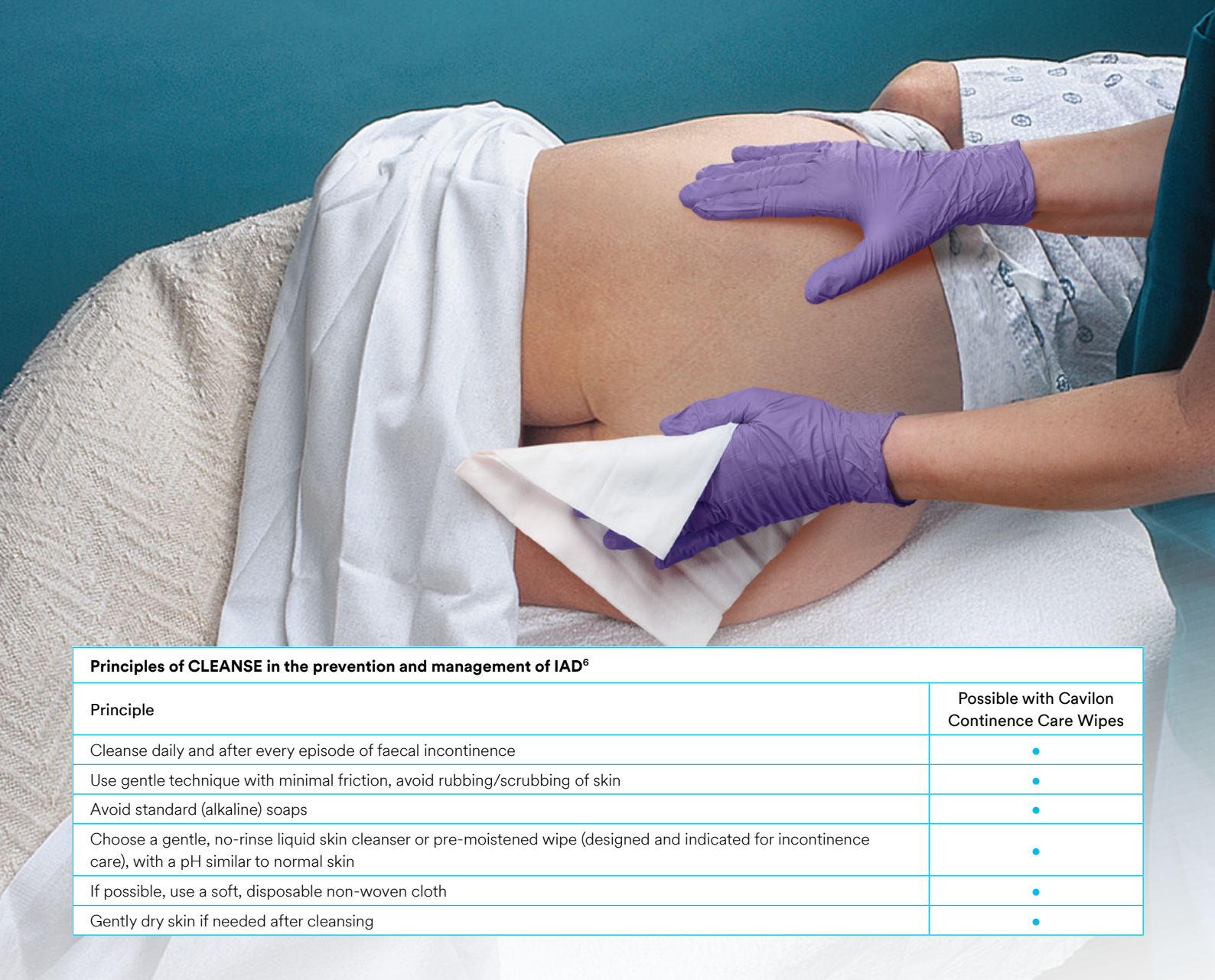
Protect

An application of a waterproof, durable barrier keeps skin protected through episodes of exposure. Cavilon Continence Care Wipes contain dimethicone for protection from body fluids associated with incontinence.

3.

Restore

For intact skin, the addition of moisturising ingredients can improve skin health. Cavilon Continence Care Wipes contain moisturising ingredients to help maintain the skin's natural barrier.



Principles of CLEANSE in the prevention and management of IAD⁶







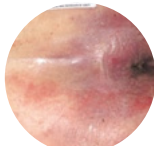





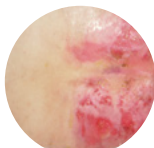





Principle	Possible with Cavilon Continence Care Wipes
Cleanse daily and after every episode of faecal incontinence	•
Use gentle technique with minimal friction, avoid rubbing/scrubbing of skin	•
Avoid standard (alkaline) soaps	•
Choose a gentle, no-rinse liquid skin cleanser or pre-moistened wipe (designed and indicated for incontinence care), with a pH similar to normal skin	•
If possible, use a soft, disposable non-woven cloth	•
Gently dry skin if needed after cleansing	•

Spend less time cleaning patients' skin after episodes of incontinence – while you help them feel cleaner, more comfortable and protected.

Cavilon Contenance Care Wipes are a convenient, time-saving alternative to plain soap and water. These disposable, hypoallergenic wipes are designed to gently cleanse, moisturise and provide an effective barrier against moisture and bodily fluids. Used regularly, they can be an effective first line of defense against painful and persistent incontinence associated dermatitis (IAD).

Skin Protection Plan - Managing Incontinence Associated Dermatitis

The best practice principles⁶ recommend that for the prevention of IAD, additional skin protection products can be used if extra skin protection is required. For the management of IAD, additional skin protection products can be used if there is worsening erythema/skin condition. We recommend 3M™ Cavilon™ Durable Barrier Cream or 3M™ Cavilon™ No Sting Barrier Film, depending on the skin condition.

		Cleanse, Moisturise and Protect		Additional Skin Protectant if worsening erythema/skin condition		
Clinical Presentation ¹		What to use	When to use	What to use	When to apply	How much to use
No redness and skin intact (at risk)			 After every incontinent episode		 Day and night	 Pea-size increments
Category 1: Red but skin intact			 After every incontinent episode		 Day and night	 Apply an even coat
Category 2: Red with moderate to severe skin breakdown			 After every incontinent episode		 Day and night	 Apply an even coat

Ordering Information

Product Code	Product	Size	Items/Pack	Packs/Case
9274	3M™ Cavilon™ Continece Care Wipes	20cm x 30cm	8	12

References

- Thayer DM, Rozenboom B, Baranowski S. "Top-down" Skin Injuries: Prevention and Management of Moisture-Associated Skin Damage, Medical Adhesive-related Skin Injury (MARS) and Skin Tears. In: Doughty D and McNichol LL eds. Wound Management. Philadelphia, PA Wolters Kluwer 2016. p283.
- Nix D, Haugen V (2010) Prevention and management of Incontinence-Associated Dermatitis. *Drugs Aging* 27(6): 491-6.
- Gray M, Bartos S. Incontinence-Associated Dermatitis in the Acute Care Setting: A Prospective Multi-Site Epidemiological Study. Presented at the Symposium on Advanced Wound Care. May 2013.
- Beeckman D, Van Lancker A, Van Hecke A, Verhaeghe S. A systematic review and meta-analysis of Incontinence-Associated Dermatitis, incontinence, and moisture as risk factors for pressure ulcer development. *Res NurseHealth* 2014;37: 204-18.
- Park KH. The effect of a silicone border foam dressing for prevention of pressure ulcers and Incontinence-Associated Dermatitis in intensive care unit patients. *J WOCN* 2014; 41(5): 424-29.
- Beeckman D et al. Proceedings of the Global IAD Expert Panel. Incontinence-Associated Dermatitis: moving prevention forward. Best Practice Principles. Wounds International 2015.
- 3M data on file
- Doughty D, Junkin J, Kurz P et al. Incontinence-associated dermatitis. Consensus statements, evidence-based guidelines for prevention and treatment, current challenges. *J WOCN* 2012; 39(3): 303-15.
- Beeckman D, Schoonhoven L, Verhaeghe S, et al. Prevention and treatment of incontinence-associated dermatitis: literature review. *J Adv Nurs* 2009;65(6): 1141-54.
- Beeckman D, Verhaeghe S, Defloor T, et al. A 3-in-1 perineal care washcloth impregnated with dimethicone 3% versus water and pH neutral soap to prevent and treat incontinence-associated dermatitis. *J WOCN* 2011; 38(6): 627-34.
- Johnson D, Lineaweaver L, Maze C. Patients' bath basins as potential sources of infection: a multicenter sampling study. *Am J Crit Care Nurses* 2009; 8:31-40.
- Beeckman D, DeFloor T, Verhaeghe S, et al. What is the most effective method of preventing and treating incontinence associated dermatitis? *Nursing Times* 2010; 106(38): 22-25.
- Lewis-Byers K, Thayer D, Kahl A. An evaluation of two incontinence skin care protocols in a long-term care setting. *Ostomy Wound Manage* 2002; 48(12):44-51.
- Warshaw E, Nix D, Kula J, et al. Clinical and cost-effectiveness of a cleanser protectant lotion for treatment of perineal skin breakdown in low-risk patients with incontinence. *Ostomy Wound Manage* 2002; 48(6): 44-51
- Gray M, Beeckman D, Bliss DZ, et al. Incontinence-associated dermatitis: a comprehensive review and update. *J WOCN* 2012; 39(1): 61-74.
- Beeckman D, Woodward S, Gray M. Incontinence-associated dermatitis: step-by-step prevention and treatment. *Br J Community Nurs* 2011; 16(8): 382-89.
- Driver DS. Perineal dermatitis in critical care patients. *Critical Care Nurse* 2007; 27(4): 42-46.



Medguard Professional Healthcare

Tel: +353 (0) 1 835 2411

Fax: +353 (0) 1 969 5009

Email: service@medguard.ie

Website: www.medguard.ie